

Bill of Materials Listing

TransArctic Canada Inc.

10/11/2017
Page 1 of 1

Product Number	Description	Date	Weight	Uof M	Yield
Line Component Prod#	Description	Bin Unit	Qty		
KMC46595	Mt Kit, ISL-G, HDX, TM-65/55, '17	12/7/2016	153.42		0
10 BEL32389	Belt, Banded B gr, 2388mm (94")	each	1		
20 BMC83125	Bkt, Weldm't, Adapter PI, ISL, HDX, '13	each	1		
30 BMC90012	Bkt, Weldm't, Main Base, HDX, '16'	each	1		
40 BMC90022	Bkt, Main, Idler, Weldm't, ISL, HDX, '16	each	1		
45 BMC90026	Bkt, Alignm't Bar, Add-On, ISL, HDX, '17	each	1		
50 BMN80008	Vibration Isolator, Bar,16.50 x 2 x 1.50	each	2		
60 BMN80025	Bkt, Back, PL, Slide, IC, RE300	each	1		
70 BMZ00043	Bkt, Main, Base PI, '13	each	1		
80 KBT65501	Kit, Platform, P/S, TM-55/65, '16	each	1		
90 KPC90009	Kit, Pulley, ISL-G, 8.9L, 2B/X,'17	each	1		
100 PUA05001	Pulley, Assy, Idler, B/S, 5", Stl, Plt	each	1		
110 PUA05012	Pulley, Assy, Idler,B/BX gr,5", STL,Plt	each	1		
120 SCD39712	Spacer, Col, Drl, 39.7mm x 25.4o x 12.3i	each	2		
130 SLV17012	Sleeve, Pulley, 16.9o x 22.23mm x 12.32i	each	2		
140 KBC46595	Bag Kit,Fasteners,KMC44195 & Others.	each	1		

Bill of Materials Listing

TransArctic Canada Inc.

10/11/2017
Page 1 of 1

Product Number	Description	Date	Weight	Uof M	Yield
Line Component Prod#	Description	Bin Unit	Qty		
KBC46595	Bag Kit, Fasteners, KMC44195 & Others.	10/10/2017	3.46		0
10 BTC10035	Bolt, Hex, 10 x 1.5 x 35mm, 10.9, Plt, FT	each	3		
20 BTC12100	Bolt, Hex, 12 x 1.75 x 100mm, 10.9, Plt	each	2		
30 BTP08653	Bolt, Hex, 1/2-13unc, 6.5", 5, Plt, FT	each	1		
40 BTQ06125	Bolt, Hex, 3/8-16unc, 1.25", 8, Plt	each	5		
50 BTQ08101	Bolt, Hex, 1/2-20unf, 1.00", 8, Plt	each	4		
60 BTQ08125	Bolt, Hex, 1/2-13unc, 1.25", 8, Plt	each	2		
70 BTQ08151	Bolt, Hex, 1/2-20unf, 1.5", 8, Plt	each	2		
80 CSF08031	Capscrew, FH, 8 x 1.25 x 30mm, 10.9, Plt	each	2		
90 CSF08076	Capscrew, FH, 1/2-20unf x .75", Alloy, Plt	each	2		
100 CSF08101	Capscrew, FH, 1/2-20unf x 1.0", Alloy, Plt	each	4		
110 NTA10000	Nut, Hex, 10 x 1.5, 8.8, Plt	each	3		
120 NTA12000	Nut, Hex, 12 x 1.75, 8.8, Plt	each	2		
130 NTQ06000	Nut, Hex, 3/8-16unc, 8, Plt	each	5		
140 WFA10002	Washer, Flat, 10mm, Hvy, 8.8, Plt	each	6		
150 WFA12002	Washer, Flat, 12mm, Hvy, 8.8, Plt	each	2		
160 WFQ08000	Washer, Flat, 1/2", 8, Plt	each	8		
170 WFS06002	Washer, Flat, 3/8", L9, Plt	each	10		
180 WLA10000	Washer, Lock, 10mm, 8.8, Plt	each	3		
190 WLA12000	Washer, Lock, 12mm, 8.8, Plt	each	2		
200 WLQ06000	Washer, Lock, 3/8", 8, Plt	each	5		
210 WLQ08000	Washer, Lock, 1/2", 8, Plt	each	9		

Bill of Materials Listing

TransArctic Canada Inc.

10/3/2017
Page 1 of 1

Product Number	Description	Date	Weight	Uof M	Yield
Line Component Prod#	Description	Bin Unit	Qty		
KBT65501	Kit, Platform, P/S, TM-55/65, '16		8/10/2016	16.08	0
10 BMN80031	Bkt, Main, Slide, Assy, 05K, IC, RE300		each	1	
20 BMZ00056	Bkt, Comp, FRT, Z, TM-65/55, '13		each	1	
30 BMZ00057	Bkt, Comp, Rear, Z, TM-65/55, '13		each	1	
40 KBZ65501	Bag Kit, Fasteners, KBT65501		each	1	

Bill of Materials Listing

TransArctic Canada Inc.

10/3/2017
Page 1 of 1

Product Number	Description	Date	Weight	Uof M	Yield
Line Component Prod#	Description	Bin Unit	Qty		
KBZ65501	Bag Kit, Fasteners, KBT65501		8/10/2016	0.69	0
10	BTC12035		Bolt, Hex, 12 x 1.75 x 35mm, 10.9,Plt,FT	each	4
20	NTP07000		Nut, Hex, 7/16-14unc, 5, Plt	each	4
30	WFA12000		Washer, Flat, 12mm, 8.8, Plt	each	4
40	WFN07000		Washer, Flat, 7/16", 2, Plt	each	4
50	WLA12000		Washer, Lock, 12mm, 8.8, Plt	each	4
60	WLQ07000		Washer, Lock, 7/16", 8, Plt	each	4

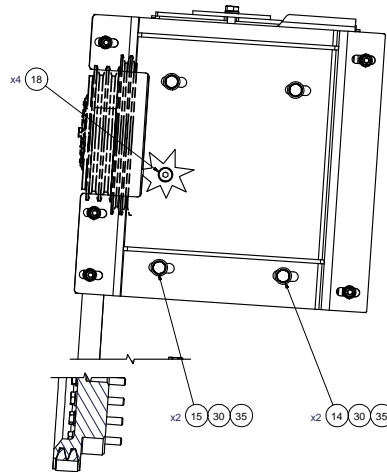
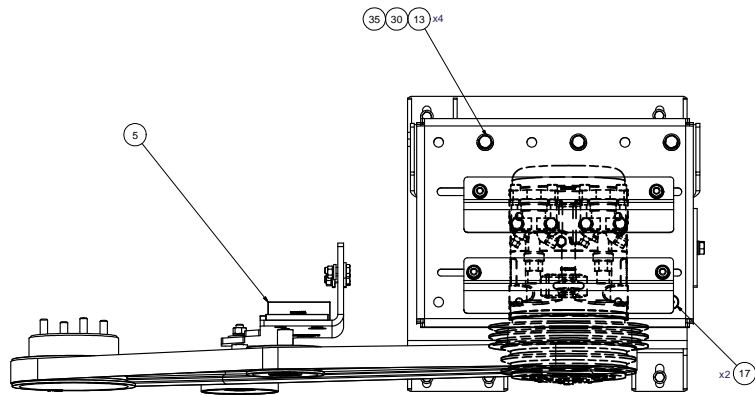
Bill of Materials Listing

TransArctic Canada Inc.

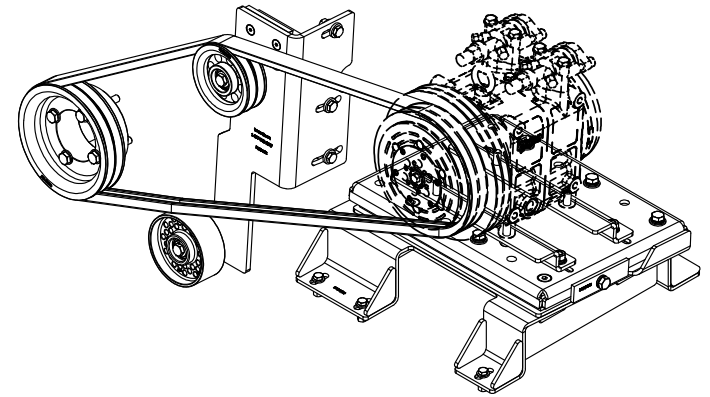
4/27/2017
Page 1 of 1

Product Number	Description	Date	Weight	Uof M	Yield
Line Component Prod#	Description	Bin Unit	Qty		
KPC90009	Kit, Pulley, ISL-G, 8.9L, 2B/X,'17		10/15/2013	16.32	0
10	PUL90009		Pulley, Crank, ISL-G, 9.0L, 2B/X, 8", '17	each	1
20	BTC12080		Bolt, Hex, 12 x 1.75 x 80mm, 10.9,Plt,FT	each	4
30	WFS12002		Washer, Flat, Hdn, 12mm, Stl, BLK	each	4

8 7 6 5 4 3 2 1

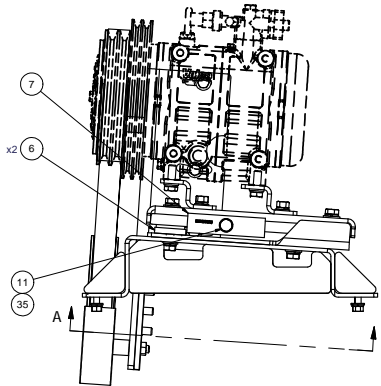
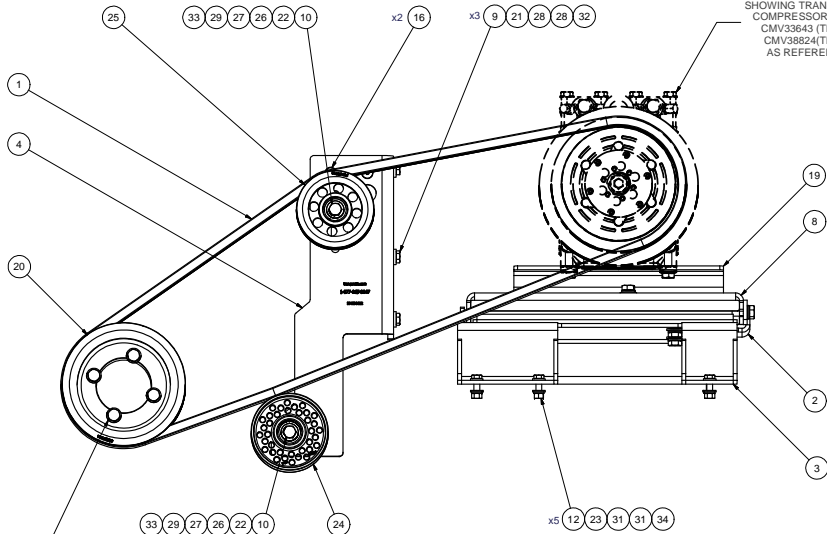


VIEW A-A



ISOMETRIC VIEW

NOTE:
SHOWING TRANSARTIC
COMPRESSOR PART#
CMV33843 (TM-65)
CMV38824(TM-65)
AS REFERENCE.



NOTE:
TORQUE TO: 66-73 FT-LB PLAIN & LUBRICATED W/ CLEAN ENGINE OIL (15W-40)
(HEXBOLT CAPSCREW M12 x 1.75 x 80mm @ 10.9 GRADE)
TIGHTEN IN TWO STEPS IN A CRIS-CROSS TIGHTENING SEQUENCE PATTERN.

NOTES:
1) USE SERVICABLE THREADLOCKER ON ALL FASTENERS TO ENGINE COMPONENTS AND
TORQUE ALL BOLTS TO S.A.E. SPECIFICATIONS.
2) SEE 'TRANSARTIC A/C COMPRESSOR MOUNT INSTALLATION DISCLAIMER'.

ITEM	QTY	U/M	PART NUMBER	DESCRIPTION
35	9	EACH	WLO08000	WASHER, LOCK, 1/2", 8, PLT
34	5	EACH	WLO06000	WASHER, LOCK, 3/8", 8, PLT
33	2	EACH	WLA12000	WASHER, LOCK, 12mm, 8.8, PLT
32	3	EACH	WLA10000	WASHER, LOCK, 10mm, 8.8, PLT
31	10	EACH	WFS06002	WASHER, FLAT, 3/8", L9, PLT
30	8	EACH	WFO08000	WASHER, FLAT, 1/2", 8, PLT
29	2	EACH	WFA12002	WASHER, FLAT, 12mm, HVY, 8.8, PLT
28	6	EACH	WFA10002	WASHER, FLAT, 10mm, HVY, 8.8, PLT
27	2	EACH	SLV17012	SLEEVE, PULLEY, 16.90 x 22.23 mm x12.19i
26	2	EACH	SCD39712	SPACER, COL, DRL, 39.7mm x 25.40 x 12.3i
25	1	EACH	PLA05012	PULLEY, ASSY, IDLER, B/BX gr, 5" STL, PLT
24	1	EACH	PLA05001	PULLEY, ASSY, IDLER, B/S, 5", STL, PLT
23	5	EACH	NTQ06000	NUT, HEX, 3/8-16UNC, 8, PLT
22	2	EACH	NTA12000	NUT, HEX, 12 x 1.75, 8.8, PLT
21	3	EACH	NTA10000	NUT, HEX, 10 x 1.5, 8.8, PLT
20	1	EACH	KPC90009	KIT, PULLEY, ISL-G, 8.9L, 2B/BX, '17
19	1	EACH	KBT45501	KIT, PLATFORM, P/S, TM-55/65, '16
18	4	EACH	CSF08101	CAPSCREW, FH, 1/2-20UNF x 1", ALLOY, PLT
17	2	EACH	CSF08076	CAPSCREW, FH, 1/2-20UNF x 1.50, 8, PLT
16	2	EACH	CSF08031	CAPSCREW, FH, 8 x 1.25 x 30mm, 10.9, PLT
15	2	EACH	BTO08151	BOLT, HEX, 1/2-20UNF x 1.50, 8, PLT
14	2	EACH	BTO08125	BOLT, HEX, 1/2-13UNC x 1.25, 8, PLT
13	4	EACH	BTO08101	BOLT, HEX, 1/2-20UNF x 1.00, 8, PLT
12	5	EACH	BTO06125	BOLT, HEX, 3/8-16UNC, 1.25", 8, PLT
11	1	EACH	BT080653	BOLT, HEX, 1/2-13UNC x 4.50, 5, PLT, FT
10	2	EACH	BTCT12100	BOLT, HEX, 12 x 1.75 x 100mm, 10.9, PLT
9	3	EACH	BTCT0035	BOLT, HEX, 10 x 1.5 x 35mm, 10.9, PLT
8	1	EACH	BMZ00043	BKT, MAIN, BASE PL, '13
7	1	EACH	BMN80025	BKT, BACK, PL, SLIDE, IC, RE300
6	2	EACH	BMN80008	VIBRATION ISOLATOR, BAR, 16.50 x 2 x 1.50
5	1	EACH	BMC90026	BKT, ALIGNMT BAR, ADD-ON, ISL-G, HDX, '17
4	1	EACH	BMC90022	BKT, MAIN, IDLER, WELDMT, ISL, HDX, '16
3	1	EACH	BMC90012	BKT, WELDMT, MAIN BASE, HDX, '16
2	1	EACH	BMC83125	BKT, WELDMT, ADAPTER PL, ISL, HDX, '13
1	1	EACH	BEL32359	BELT, BANDED B gr, 2388mm ('94')

BILL OF MATERIALS
TRANSARTIC INC.

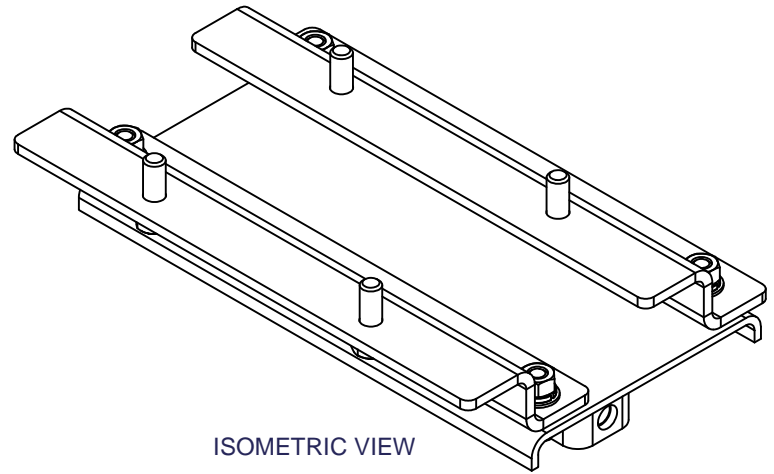

DATE:	10/5/2017	BY:	JRK
RELEASED TO PRODUCTION:	10/5/2017	BY:	Val Jakovlew
REVISION:		DATE:	10/5/2017
		BY:	James Stewart
		DATE:	10/5/2017
		BY:	Ron Ingram
		DATE:	10/5/2017
		BY:	Dale Mason

DRAWN	jrodriquez	10/5/2017
CHECKED		
TITLE	MT KIT, ISB, HDX, TM-55/ 65, '17	
SIZE	D	DWG NO
SCALE	1:4	KMC46595
DRAWING UNIT OF MEASURE	MM (INCH)	REV
		0
		SHEET 1 OF 1

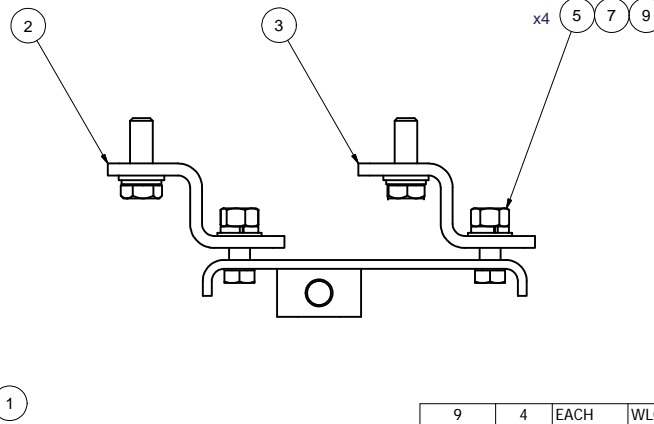
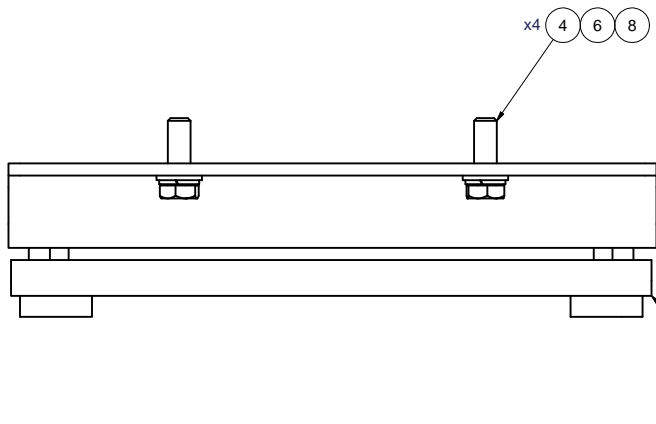
UNSPECIFIED TOLERANCES: H/1.0, L/1.0
 ONE DECIMAL PLACE (X.0) 0.10 (10%)
 TWO DECIMAL PLACE (X.00) 0.02 (2%)
 FRACTIONAL (X.125) 1/32 (3%)
 ANGULAR (X.5) 0.5° (10%)



8 7 6 5 4 3 2 1



ISOMETRIC VIEW



ITEM	QTY	U/M	PART NUMBER	DESCRIPTION
9	4	EACH	WLQ07000	WASHER, LOCK, 7/16", 8, PLT
8	4	EACH	WLA12000	WASHER, LOCK, 12mm, 8.8, PLT
7	4	EACH	WFN07000	WASHER, FLAT, 7/16", 2, PLT
6	4	EACH	WFA12000	WASHER, FLAT, 12mm, 8.8, PLT
5	4	EACH	NTP07000	NUT, HEX, 7/16-14UNC, 5, PLT
4	4	EACH	BTC12035	BOLT, HEX, 12 x 1.75 x 35mm, 10.9, PLT
3	1	EACH	BMZ00057	BKT, COMP, REAR, Z, TM-65/55, '13
2	1	EACH	BMZ00056	BKT, COMP, FRT, Z, TM-65/55, '13
1	1	EACH	BMN80031	BKT, MAIN, SLIDE, ASSY, 05K, IC, RE300

BILL OF MATERIALS

DRAWN	jrodriguez	8/8/2016
CHECKED	Val Jakowlew	8/8/2016
APPROVED	James Stewart	8/8/2016
MFG	James Stewart	8/8/2016
APPROVED	Dale Mason	8/8/2016



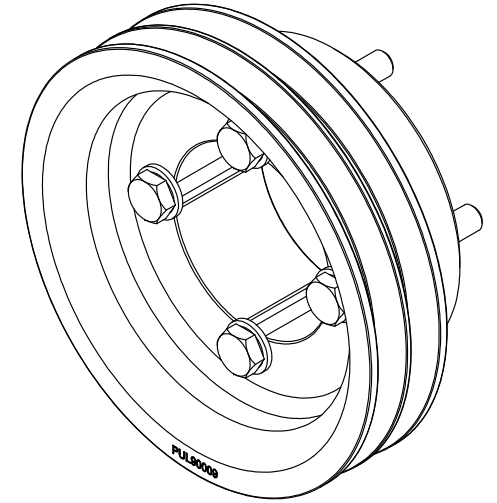
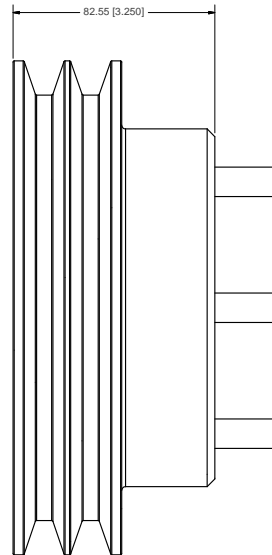
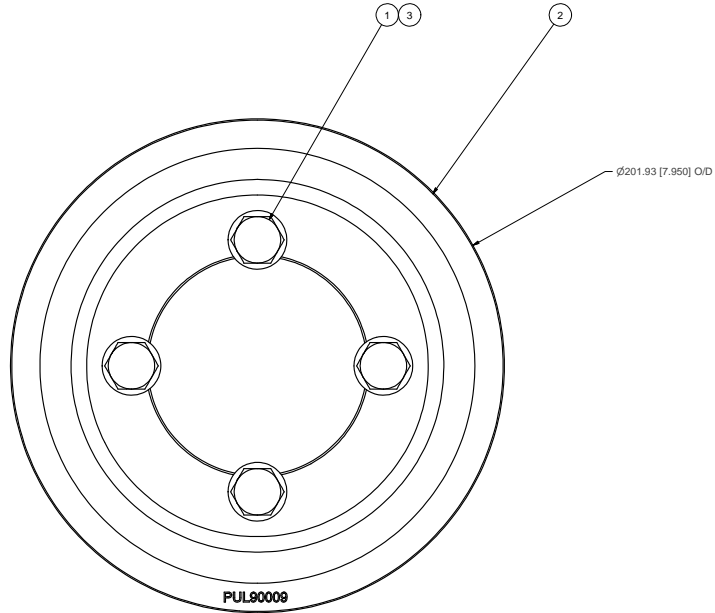
TITLE
KIT, PLATFORM, P/S, TM-55/65, '16

SIZE	C	DWG NO	KBT65501	REV	0
------	---	--------	----------	-----	---

0	-	RELEASED TO PRODUCTION	8/8/2016	JRR
REV	ECN	DESCRIPTION	DATE	BY
THIS DRAWING CONTAINS PROPRIETARY CONFIDENTIAL INFORMATION OWNED BY TRANSARCTIC CANADA INC. THE DOCUMENT AND THE INFORMATION IN IT ARE NOT TO BE USED, DISCLOSED OR REPRODUCED WITHOUT EXPRESS WRITTEN PERMISSION OF THE COMPANY.				
UNSPECIFIED TOLERANCES: (ALT. DIM.)				
ONE DECIMAL PLACE (.X)	MM	(.020)	(.001)	
TWO DECIMAL PLACE (.XX)	MM	.25	(.010)	
THREE DECIMAL PLACE (.XXX)	MM	.10	(.005)	
FRACTIONAL +/- 1/32"	ANGULAR	+/- .50°		
THIRD ANGLE PROJECTION				
DRAWING UNIT OF MEASURE: MM (INCH)				

NOTES:

- 1) USE SERVICABLE THREADLOCKER ON ALL FASTENERS TO ENGINE COMPONENTS AND TORQUE **ALL** BOLTS TO S.A.E. SPECIFICATIONS.
- 2) SEE "TRANSARCTIC A/C COMPRESSOR MOUNT INSTALLATION DISCLAIMER".
- 3) WEIGHT: 16.47 LBS.



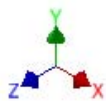

- NOTES:**
- 1) USE SERVICABLE THREADLOCKER ON ALL FASTENERS TO ENGINE COMPONENTS AND TORQUE **ALL** BOLTS TO S.A.E. SPECIFICATIONS.
 - 2) SEE "TRANSARCTIC A/C COMPRESSOR MOUNT INSTALLATION DISCLAIMER".
 - 3) WEIGHT: 16.41 LB

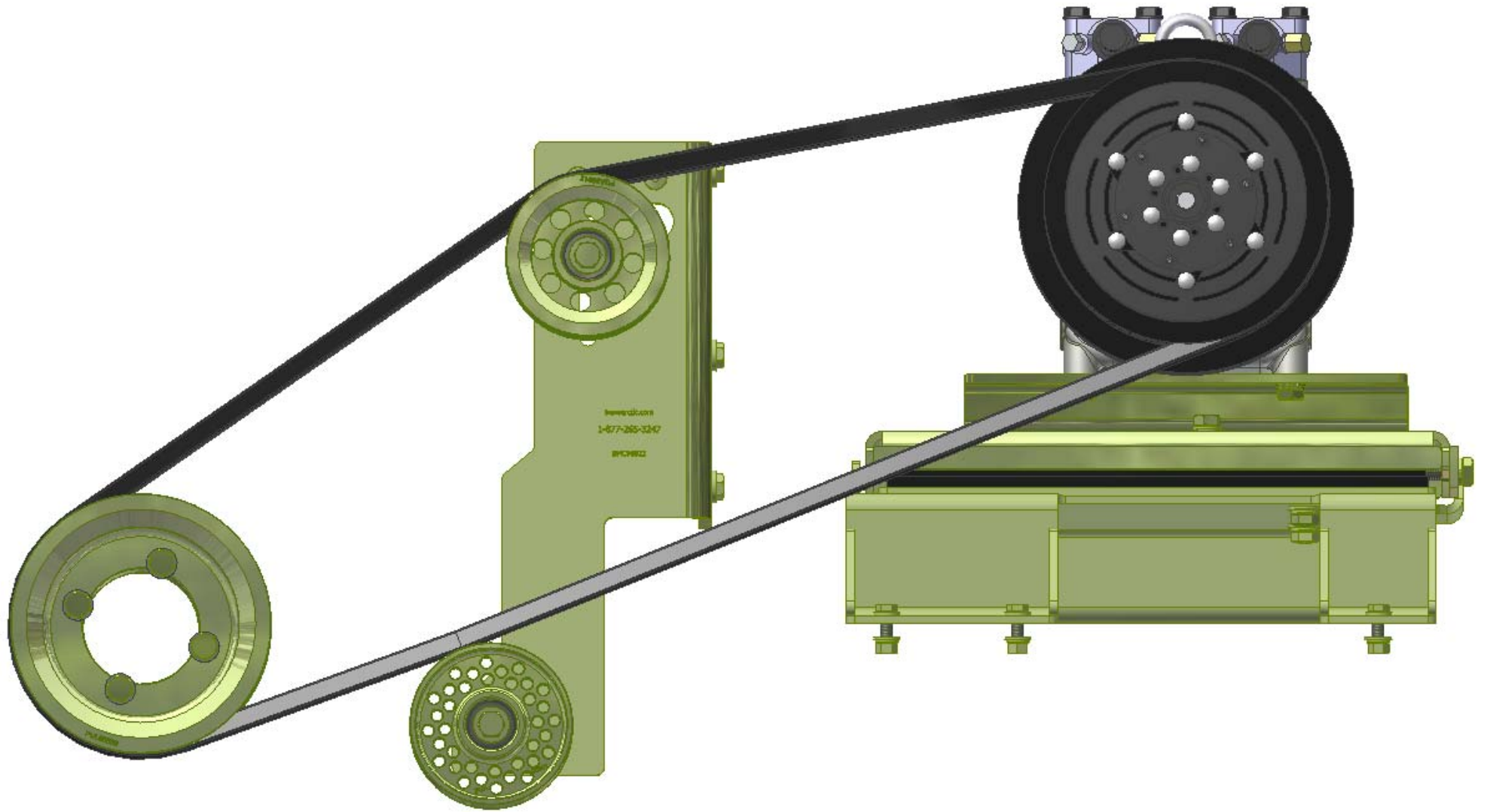
ITEM	QTY	U/M	PART NUMBER	DESCRIPTION
3	4	EACH	WFS12002	WASHER, FLAT, HDN, 12mm, STL, BLK
2	1	EACH	PUL90009	PULLEY, CRANK, ISL-G, 8.9L, 2B/X, 8", 17
1	4	EACH	BTCT2080	BOLT, HEX, 12 x 1.75 x 80mm, 10.9, FLT


BILL OF MATERIALS

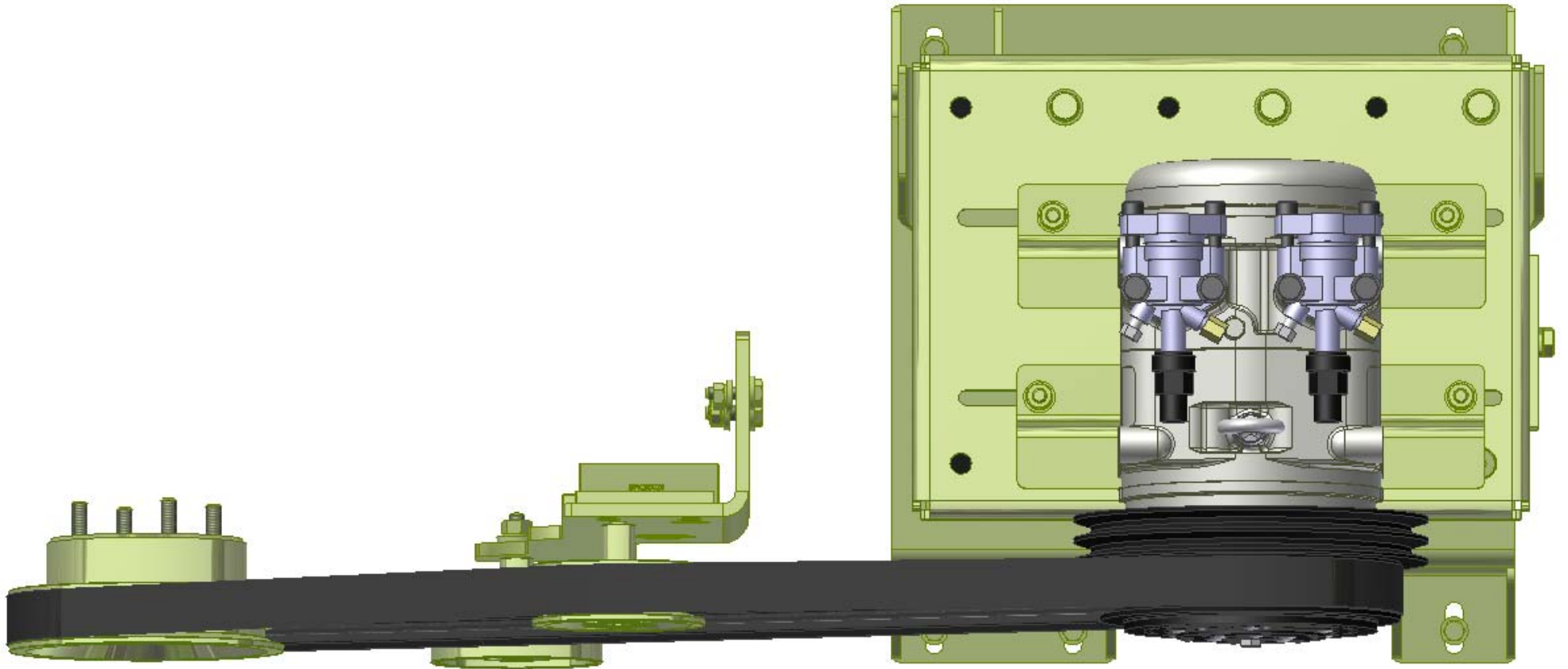
TRANSARCTIC INC.

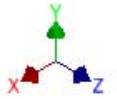
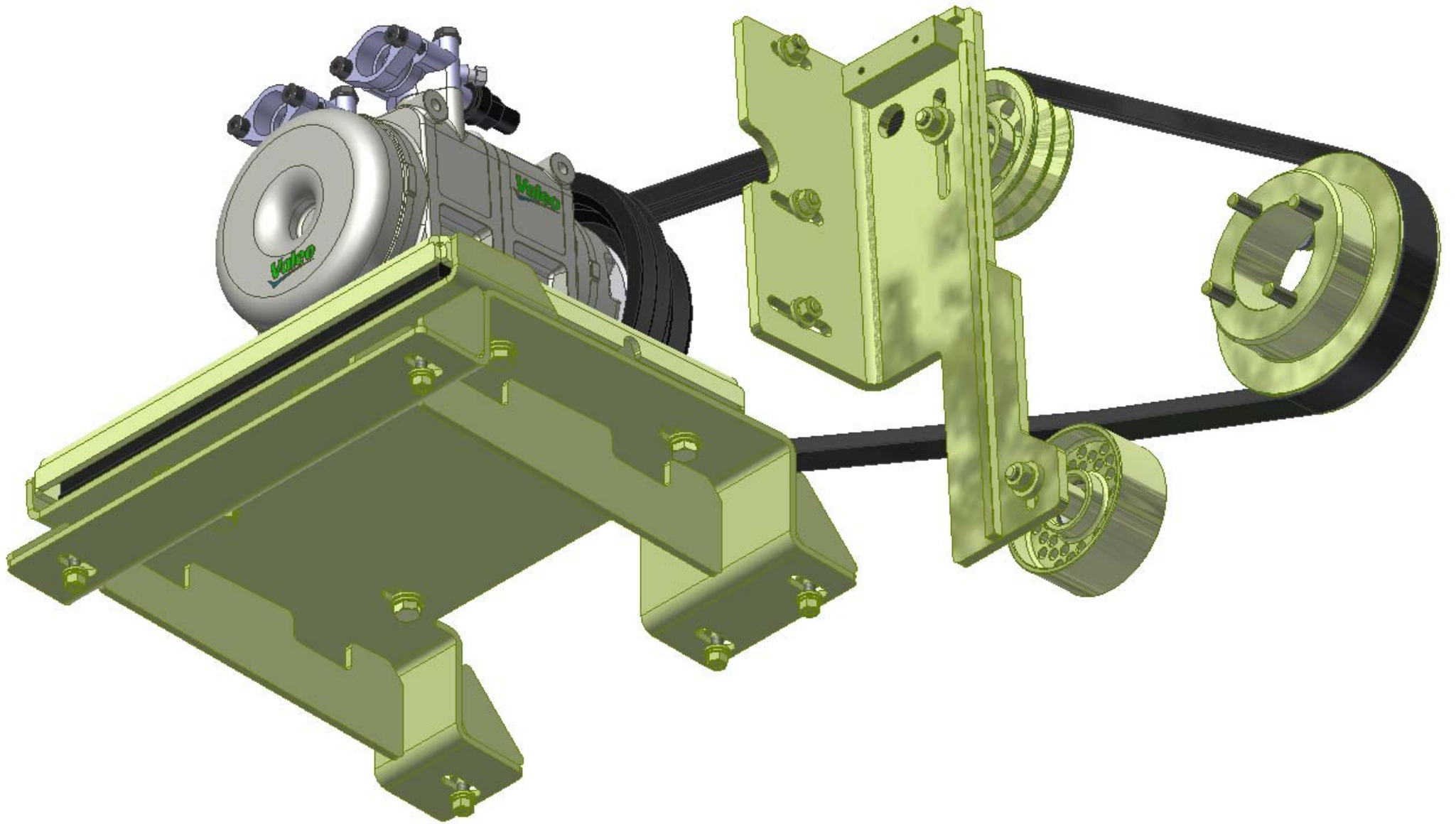
DRWN	JRodriguez	12/16/2016	TITLE
CHKD	Jose Rodriguez	12/16/2016	
REV	ECN	DESCRIPTION	DATE
		RELEASED TO PRODUCTION	12/16/2016
		BY: Jose Rodriguez	
		DATE: 12/16/2016	
		BY: MFG	
		DATE: 12/16/2016	
		APPROVED	
		DATE: 12/16/2016	
		DATE: 12/16/2016	
UNSPECIFIED TOLERANCES:			SIZE
ONE DECIMAL PLACE (X.0)	MM (INCH)	THIRD ANGLE PROJECTION	DWG NO
TWO DECIMAL PLACES (X.00)	MM (INCH)		D
THREE DECIMAL PLACES (X.000)	MM (INCH)		KPC90009
FRACTIONAL (1/16")	ANGULAR (± .01°)		REV
			0
DRAWING UNIT OF MEASURE			SCALE
MM (INCH)			1:1
SHEET			1 OF 1











TransArctic A/C Compressor Mount Installation Disclaimer

All compressor mounts should be installed by qualified and trained personnel using proper tools and equipment in safe working conditions following industry standard guidelines for motor vehicle service and repair.

The installer of any compressor mount purchased from TransArctic must undertake all responsibility of issues arising from that compressor bracket being installed on any vehicle. As well as insure that a **proper and sufficient ground** is established between the compressors' clutches and the vehicle's engine. Mount functionality, operation and durability can all be compromised by an incompetent installation.

Due to the many different situations, parameters and application criteria, which are beyond the compressor mount manufacturer's control, TransArctic does not warrant design, durability, or operational functionality of any compressor mount improperly installed by another party.

With no implied guarantees it is the mount installer's strict responsibility to determine safety and functionality, of the compressor mount, at the time of installation.

Please contact TransArctic with any issue arising from installation so we may better improve the product. If you have any reservations about the compressor mount integrity contact TransArctic immediately at 1-877-COLD-AIR.

Mark OEM tensioner location

Install Kit

Check for Interferences

Check to ensure that the proper OEM tensioner orientation is maintained

Run engine with A/C system engaged for at least 10 minutes to run in belt

Check OEM tensioner orientation and adjust as required

Responsabilidad limitada de TransArctic en la instalación del soporte del compresor

Todos los soportes de los compresores deben ser instalados por personas calificadas y entrenadas, usando para ello los equipos y herramientas necesarios para esta labor en buenas condiciones y según las normas y guías para el servicio y/o reparación de motores de vehículos.

El instalador de los soportes comprados en TransArctic asume toda la responsabilidad de cualquier problema que surga en el soporte del compresor al vehículo; de igual manera es responsable que el cable a tierra sea conectado entre el embrague del compresor y el motor del vehículo.

Se advierte que el buen funcionamiento y la durabilidad del soporte pueden ser comprometidos por defectos en su instalación.

Debido a las diversas situaciones que se puedan presentar fuera del control del fabricante, TransArctic no garantiza el diseño, la durabilidad o el correcto funcionamiento de cualquier equipo inapropiadamente instalado por terceros.

Esta sobreentendido que el Instalador del montaje del compresor es estrictamente responsable de la seguridad y funcionamiento del equipo en el momento de la instalación.

Si tuviera algún problema o duda acerca de la instalación del soporte del compresor pongase en contacto inmediatamente con TransArctic al teléfono 1-877-COLD-AIR de modo que podamos mejorar nuestro producto.

Note la ubicación del medidor de tensión OEM

Instale el equipo

Controlar si hay interferencias.

Asegure que el medidor de tensión mantenga la orientación justa.

Encienda el motor por lo menos 10 minutos con el sistema A/C enganchado para que la correa corra

Controle la orientación justa del medidor de tensión y ajuste a las condiciones requeridas del fabricante