

# Bill of Materials Listing

TransArctic Canada Inc.

1/13/2022  
Page 1 of 1

| Product Number  | Date             | Description                                       | Uof M | Weight | Yield         |          |
|-----------------|------------------|---|-------|--------|---------------|----------|
| Line            | Qty              | Component Prod#                                   | Rev#  | Bin    | Unit          |          |
| <b>KMC62731</b> | <b>6/22/2020</b> | <b>1 Mt. Kit, ISB13, TM43, Viscous, IC CE,'20</b> |       |        | <b>198.76</b> | <b>0</b> |
| 5               | 1                | PAC23150  |       |        | each          |          |
| 10              | 1                | BEL82108  |       |        | each          |          |
| 20              | 1                | BMC67063  | 2     |        | each          |          |
| 30              | 1                | BMC67115  | 0     |        | each          |          |
| 40              | 1                | BMC67120  | 2     |        | each          |          |
| 50              | 1                | BMC67171  | 6     |        | each          |          |
| 60              | 1                | BMC67200  | 0     |        | each          |          |
| 70              | 1                | BMC67210  | 2     |        | each          |          |
| 80              | 3                | CLP02625  |       |        | each          |          |
| 90              | 1                | CLP03125  |       |        | each          |          |
| 95              | 1                | FSP59222  |       |        | each          |          |
| 100             | 1                | PUL67008  | 0     |        | each          |          |
| 110             | 1                | PUL80076  |       |        | each          |          |
| 120             | 2                | PUL81074  |       |        | each          |          |
| 135             | 1                | SCD17917  | 2     |        | each          |          |
| 140             | 3                | SLV17010  | 1     |        | each          |          |
| 150             | 1                | TEN80003  |       |        | each          |          |
| 160             | 1                | TUS01894  | 0     |        | each          |          |
| 170             | 1                | KBC62731  | 4     |        | each          |          |

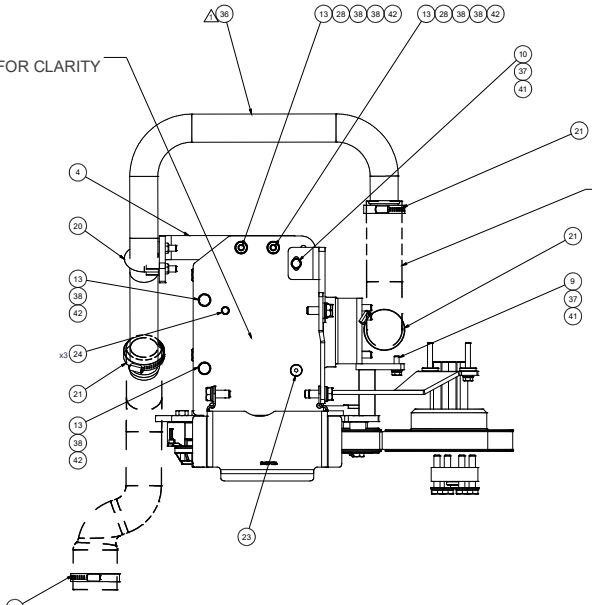
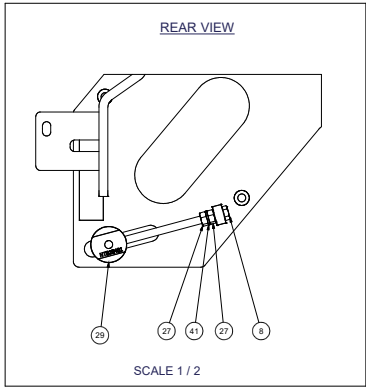
# Bill of Materials Listing

TransArctic Canada Inc.

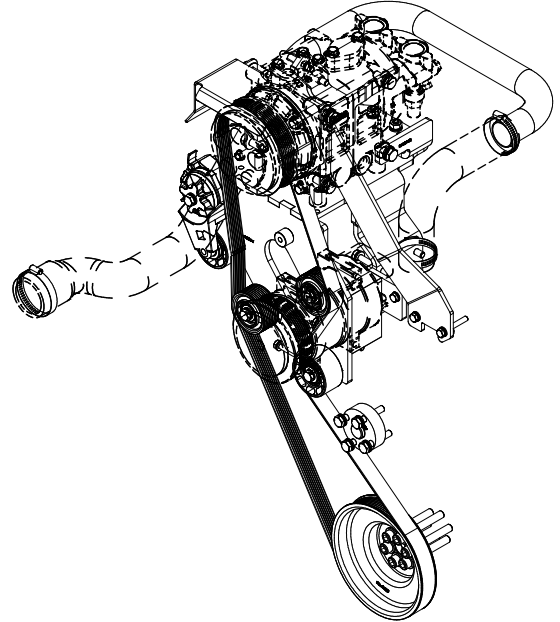
1/13/2022  
Page 1 of 1

| Product Number  | Date             | Description  |       |      | Uof M                                    | Weight      | Yield    |
|-----------------|------------------|--|-------|------|--|-------------|----------|
| Line            | Qty              | Component  | Prod# | Rev# | Description                              | Bin         | Unit     |
| <b>KBC62731</b> | <b>6/26/2020</b> | <b>4 Bag Kit, Fasteners, KMC62731 &amp; KMC62733</b> |       |      |  | <b>5.56</b> | <b>0</b> |
| 5               | 1                | BTA08141   |       |      | Bolt, Hex, 8 x 1.25 x 140mm, 8.8, Plt,FT |             | each     |
| 10              | 5                | BTC08025   |       |      | Bolt, Hex, 8 x 1.25 x 25mm, 10.9, Plt    |             | each     |
| 20              | 1                | BTC08035   |       |      | Bolt, Hex, 8 x 1.25 x 35mm, 10.9, Plt,FT |             | each     |
| 30              | 2                | BTC08055   |       |      | Bolt, Hex, 8 x 1.25 x 55mm, 10.9, Plt,FT |             | each     |
| 40              | 4                | BTC08100   |       |      | Bolt, Hex, 8 x 1.25 x 100mm, 10.9, Plt   |             | each     |
| 50              | 4                | BTC10035   |       |      | Bolt, Hex, 10 x 1.5 x 35mm, 10.9, Plt,FT |             | each     |
| 55              | 3                | BTC10050   |       |      | Bolt, Hex, 10 x 1.5 x 50mm, 10.9, Plt    |             | each     |
| 57              | 4                | BTC10055   |       |      | Bolt, Hex, 10 x 1.5 x 55mm, 10.9, Plt,FT |             | each     |
| 60              | 4                | BTC10070   |       |      | Bolt, Hex, 10 x 1.5 x 70mm, 10.9, Plt    |             | each     |
| 70              | 1                | BTC10090   |       |      | Bolt, Hex, 10 x 1.5 x 90mm, 10.9, Plt    |             | each     |
| 90              | 2                | BTC10150   |       |      | Bolt, Hex, 10 x 1.5 x 150mm, 10.9, Plt   |             | each     |
| 100             | 6                | BTC12030   |       |      | Bolt, Hex, 12 x 1.75 x 30mm, 10.9, Plt   |             | each     |
| 110             | 1                | BTS06176   |       |      | Bolt, U, 3/8-16, 1.75" I.D, W, Nut/PLT.  |             | Each     |
| 120             | 1                | CSF08031   |       |      | Capscrew, FH, 8 x 1.25 x 30mm, 10.9,Plt  |             | each     |
| 140             | 3                | CSF12036   |       |      | Capscrew, FH, 12 x 1.75 x 35mm, 10.9,Plt |             | each     |
| 145             | 6                | CSS12090   |       |      | Capscrew, SH, 12 x 1.25 x 90mm, 12.9,BLK |             | each     |
| 147             | 2                | NTA08000   |       |      | Nut, Hex, 8 x 1.25, 8.8, Plt             |             | each     |
| 150             | 2                | NTA10000   |       |      | Nut, Hex, 10 x 1.5, 8.8, Plt             |             | each     |
| 155             | 1                | NTS10401   |       |      | 1 Nut, Tensioner, 10mm, 40.1mm o/a, Plt  |             | each     |
| 160             | 12               | WFA08000   |       |      | Washer, Flat, 8mm, 8.8, Plt              |             | each     |
| 170             | 19               | WFA10000   |       |      | Washer, Flat, 10mm, 8.8, Plt             |             | each     |
| 180             | 6                | WFA12000   |       |      | Washer, Flat, 12mm, 8.8, Plt             |             | each     |
| 185             | 6                | WFS12002   |       |      | 0 Washer, Flat, Hdn, 12mm, Stl, BLK      |             | each     |
| 190             | 13               | WLA08000   |       |      | Washer, Lock, 8mm, 8.8, Plt              |             | each     |
| 200             | 18               | WLA10000   |       |      | Washer, Lock, 10mm, 8.8, Plt             |             | each     |
| 210             | 6                | WLA12000   |       |      | Washer, Lock, 12mm, 8.8, Plt             |             | each     |

NOTE:  
REMOVED COMPRESSOR FOR CLARITY

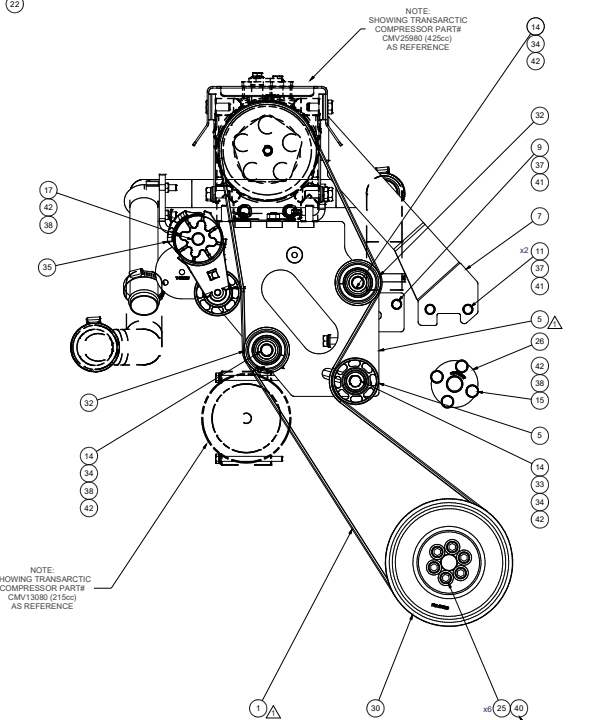


NOTE:  
REMOVE EXISTING OEM RAD HOSE AND  
CUT TO LENGTH TO SUIT BOTH ENDS OF TUBE (TU501892).  
HOSE MUST BE RE-INSTALLED NO LESS THAN 2"  
ONTO TUBE, (BOTH ENDS).



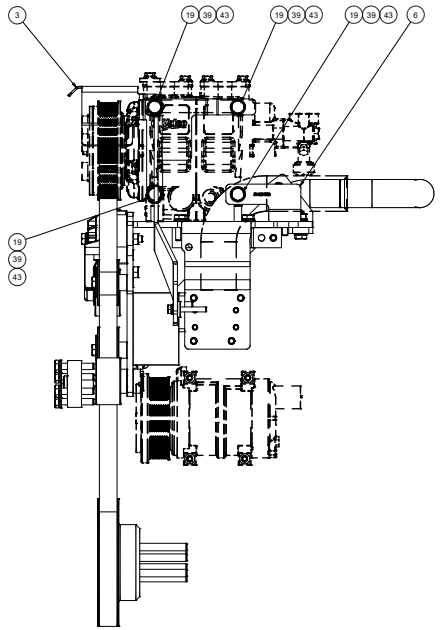
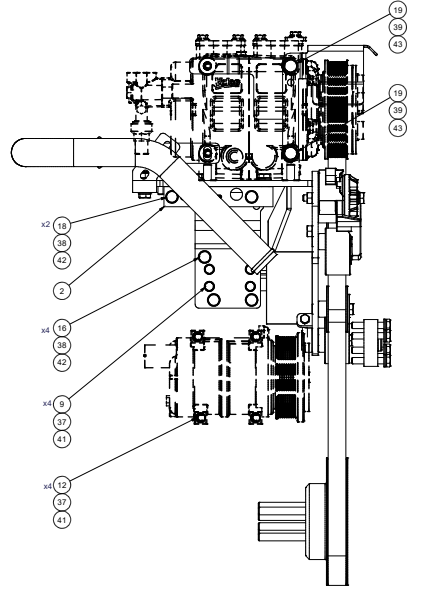
ISOMETRIC VIEW

NOTE:  
SHOWING TRANSARCTIC  
COMPRESSOR PART#  
CMV22580 (425cc)  
AS REFERENCE



NOTE:  
LOCK WASHERS ARE NOT REQUIRED.  
TORQUE BOLTS TO S.A.E. SPECIFICATIONS.

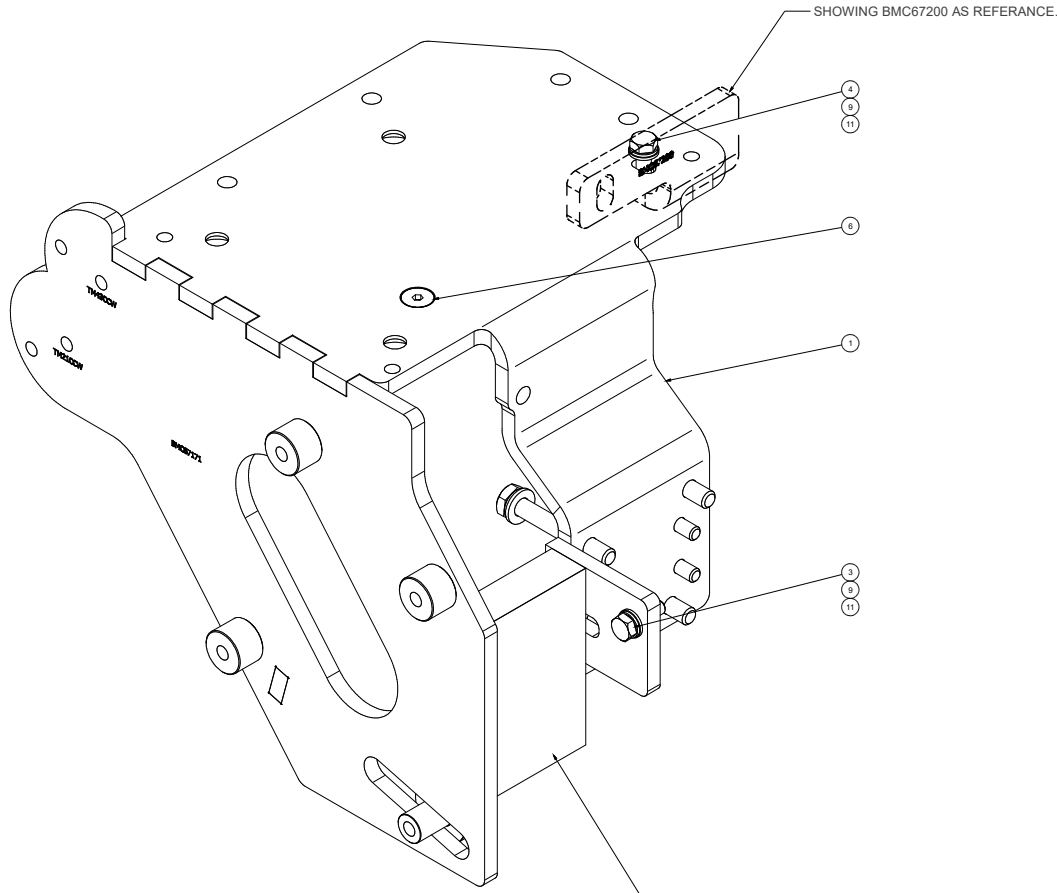
NOTE:  
SHOWING TRANSARCTIC  
COMPRESSOR PART#  
CMV12080 (215cc)  
AS REFERENCE



NOTES:  
1) USE SERVICEABLE THREADLOCKER ON ALL FASTENERS TO ENGINE COMPONENTS AND  
TORQUE ALL BOLTS TO S.A.E. SPECIFICATIONS.  
2) SEE "TRANSARCTIC" AIR COMPRESSOR INSTALLATION DISCLAIMER!  
3) REMOVE ALTERNATOR, MOUNT CASTING AND LIFTING LUG & REPLACE THE LIFT LUG  
WITH ITEM # BMC67171 AND RE-INSTALL ALTERNATOR AND MOUNT CASTING.  
REFER TO INSTALLATION PROCEDURE.

| ITEM | QTY | U/M  | PART NUMBER | DESCRIPTION                                  |
|------|-----|------|-------------|--|
| 43   | 6   | EACH | WLA12030    | WASHER LOCK, 12mm, 8.8, PLT                  |
| 42   | 18  | EACH | WLA10000    | WASHER LOCK, 10mm, 8.8, PLT                  |
| 41   | 13  | EACH | WLA68000    | WASHER LOCK, 8mm, 8.8, PLT                   |
| 40   | 8   | EACH | WFS12002    | WASHER FLAT, HDN, 12mm, STL, BLK             |
| 39   | 6   | EACH | WFA10000    | WASHER FLAT, 10mm, 8.8, PLT                  |
| 38   | 19  | EACH | WFA10000    | WASHER FLAT, 10mm, 8.8, PLT                  |
| 37   | 12  | EACH | WFA08000    | WASHER FLAT, 8mm, 8.8, PLT                   |
| 36   | 1   | EACH | TU501894    | TUBE, STL, RAD, 1.75" O.D., CW, 15" LONG, 2" |
| 35   | 1   | EACH | TEN80003    | TENR, HD SPRING, BACKSIDE, COW               |
| 34   | 3   | EACH | SLV17010    | SLEEVE, PULLEY, 16.90 x 22.23mm x 10.30      |
| 33   | 1   | EACH | SCD10171    | SPACER, STEP, DRL, 17 mm x 28.60 x 10        |
| 32   | 2   | EACH | PUL81074    | PULLEY, IDLER, FRONTSIDE, P# 744 x 30#       |
| 31   | 1   | EACH | PUL80076    | PULLEY, IDLER, BACKSIDE, P# 760, 30#         |
| 30   | 1   | EACH | PUL67008    | PULLEY CRANK, ADD ON, CUBI, ISB, 6.7, P#     |
| 29   | 1   | EACH | NFS10401    | NUT, TENSIONER, 10 mm, 40.13 mm o.d., PLT    |
| 28   | 2   | EACH | NFA10000    | NUT, HEX, 10 x 1.5, 8.8, PLT                 |
| 27   | 2   | EACH | NFA08000    | NUT, HEX, 8 x 1.25, 8.8, PLT                 |
| 26   | 1   | EACH | FSP5222     | SPACER, FAN, PULLEY, ISB, 22.2mm (.875")     |
| 25   | 6   | EACH | CSST2090    | CAPSCREW, SH, 12 x 1.25 x 90mm, 12.9, PLT    |
| 24   | 3   | EACH | CSF12098    | CAPSCREW, FH, 12 x 1.75 x 35mm, 10.9, PLT    |
| 23   | 1   | EACH | CSF08031    | CAPSCREW, FH, 8 x 1.25 x 30mm, 10.9, PLT     |
| 22   | 1   | EACH | CLP3125     | CLAMP, CONSTANT TORQUE, 2 1/4" - 3 1/8"      |
| 21   | 3   | EACH | CLP2025     | CLAMP, CONSTANT TORQUE, 1 3/4" - 2 5/8"      |
| 20   | 1   | EACH | BTS88178    | Bolt, U, 3/8-16, 1.75", 1.0, W, NARPT.       |
| 19   | 6   | EACH | BTC12030    | BOLT, HEX, 12 x 1.75 x 30mm, 10.9, PLT       |
| 18   | 2   | EACH | BTC10150    | BOLT, HEX, 10 x 1.5 x 150mm, 10.9, PLT       |
| 17   | 1   | EACH | BTC10090    | BOLT, HEX, 10 x 1.5 x 90mm, 10.9, PLT        |
| 16   | 4   | EACH | BTC10070    | BOLT, HEX, 10 x 1.5 x 70mm, 10.9, PLT        |
| 15   | 4   | EACH | BTC10055    | BOLT, HEX, 10 x 1.5 x 55mm, 10.9, PLT        |
| 14   | 3   | EACH | BTC10050    | BOLT, HEX, 10 x 1.5 x 50mm, 10.9, PLT        |
| 13   | 4   | EACH | BTC10035    | BOLT, HEX, 10 x 1.5 x 35mm, 10.9, PLT        |
| 12   | 4   | EACH | BTC08150    | BOLT, HEX, 8 x 1.25 x 150mm, 10.9, PLT       |
| 11   | 2   | EACH | BTC08055    | BOLT, HEX, 8 x 1.25 x 55mm, 10.9, PLT        |
| 10   | 1   | EACH | BTC08035    | BOLT, HEX, 8 x 1.25 x 35mm, 10.9, PLT        |
| 9    | 5   | EACH | BTC08025    | BOLT, HEX, 8 x 1.25 x 25mm, 10.9, PLT        |
| 8    | 1   | EACH | BTA8141     | BOLT, HEX, 8 x 1.25 x 140mm, 8.8, PLT, FT    |
| 7    | 1   | EACH | BMC87210    | BKT, BRACE, WELDMT, DIAG., IC, '21           |
| 6    | 1   | EACH | BMC87200    | BKT, BRACE, REAR, TM-43, '20                 |
| 5    | 1   | EACH | BMC87171    | BKT, MARK, WELDMT, IC, CONN, '20             |
| 4    | 1   | EACH | BMC87120    | BKT, RAD SPRT, TM43/21, 6.7L, IC, CONN/13    |
| 3    | 1   | EACH | BMC87115    | BKT, SHROUD, TM43/21, 6.7L, IC, CONN/13      |
| 2    | 1   | EACH | BMC87065    | BKT, ALT, BAR, ISB, F400, 88CCV, '10         |
| 1    | 1   | EACH | BEL82108    | BELT, 86, 2108mm (83")                       |

TRANSARCTIC INC. logo and drawing information including: DRAWN: J. K. ... DATE: 8/21/2021, REV: 1, TITLE: MT. KIT, ISB13, TM-43, VISCOUS, IC CE, 20, and a table for APPROVED: Date: 8/21/2021, BY: J. K. ...



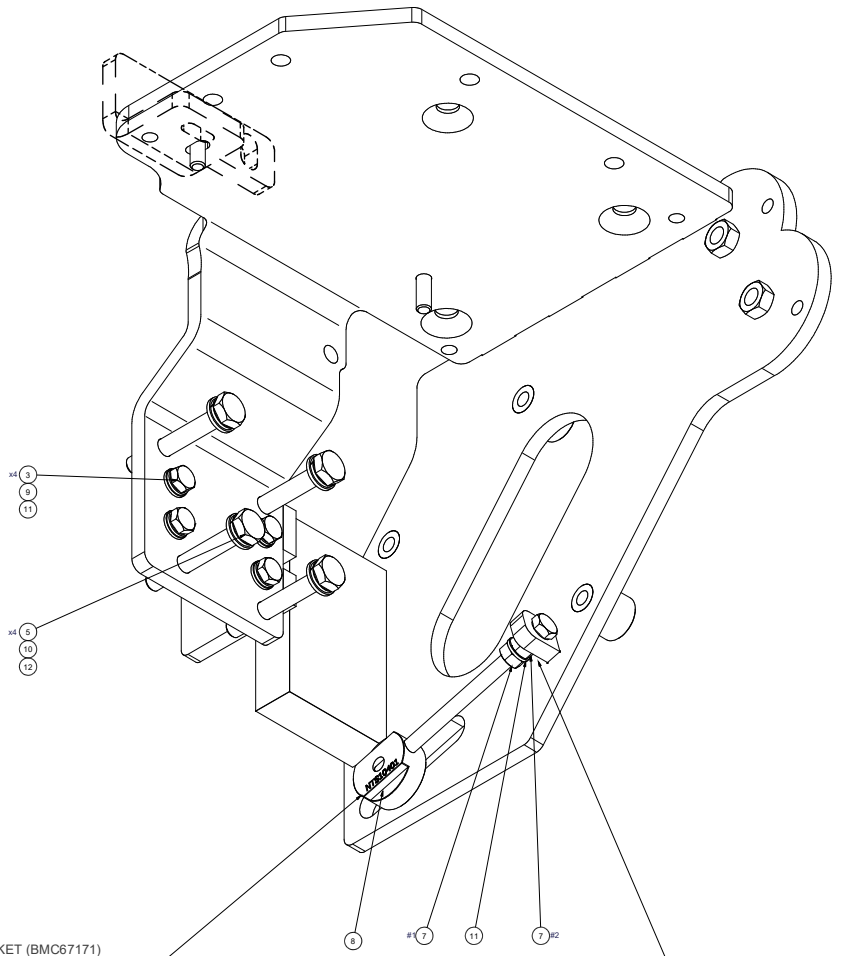
SHOWING BMC67200 AS REFERENCE.

**COMPRESSOR MOUNT BRACKET (BMC67171)  
INSTALLATION PROCEDURE.**

"NOTE: ALTERNATOR MOUNT CASTING AND LIFTING LUG NOT SHOW"

- 1) REMOVE ALTERNATOR CASTING AND LIFTING LUG.
- 2) INSTALL MOUNT BRACKET (BMC67110) WITH THE 8mm x 25mm BOLTS AND HARDWARE AS SHOWN. ITEMS (# 2, 10, 12). LEAVE HAND TIGHT FOR NOW.
- 3) INSTALL 8mm x 30mm BOLT AND HARDWARE INTO THE FRONT OF MOUNT AS SHOWN. ITEMS (# 3, 10, 12). ALSO LEAVING HAND TIGHT FOR NOW.
- 4) PLACE EXISTING ALTERNATOR MOUNT CASTING INTO POSITION USING THE 10mm x 70mm BOLTS AND HARDWARE. ITEMS (# 4, 11, 13).
- 5) HAND TIGHTEN THE 8mm COUNTERSUNK BOLT AND REAR 8MM BOLT IN THE TOP OF THE MOUNT FOR NOW. ITEMS (#6 & #3,10,12)
- 6) ONCE EVERYTHING IS ALIGNED, TIGHTEN THE 8mm X 30mm BOLT LOCATED IN THE FRONT OF THE MOUNT. THIS WILL SECURE THE MOUNT INTO THE CORRECT POSITION.
- 7) ONCE THE MOUNT HAS BEEN SECURED WITH THE FRONT BOLT. REMOVE THE ALTERNATOR CASTING AND TIGHEN THE 4 - 8mm x 25mm BOLTS.
- 8) TORQUE ALL 8mm BOLTS TO S.A.E. SPECIFICATIONS.
- 9) NOW THAT THE MOUNT IS SECURED INTO POSITION YOU CAN RE - INSTALL THE ALTERNATOR CASTING AND TIGHTEN AND TORQUE ALL REMAINING BOLTS.
- 10) NOW YOU CAN PROCEED TO INSTALL ALL REMAINING COMPONENTS.

\*\*\*PRIOR TO INSTALLING THE MAIN BRACKET (BMC67171)  
ONTO ENGINE, JACKSCREW NUT (NTS10401) AND LEADSCREW BTA08141  
NEEDS TO BE INSTALLED ON MAIN BRACKET FIRST\*\*\*




NOTE: DO NOT OVERTIGHTEN NUT #2 TO MAIN BRACKET TAB.  
ONLY SNUG FIT REQUIRED, FOR BOLT TO SPIN FREELY WHEN ADJUSTING PULLEY.


NOTES:  
1) USE SERVICABLE THREADLOCKER ON ALL FASTENERS TO ENGINE COMPONENTS AND TORQUE ALL BOLTS TO S.A.E. SPECIFICATIONS.  
2) SEE TRANSARCTIC A/C COMPRESSOR MOUNT INSTALLATION DISCLAIMER.  
3) REMOVE ALTERNATOR MOUNT CASTING AND LIFTING LUG & REPLACE THE LIFT LUG WITH ITEM # BMC67171 AND RE-INSTALL ALTERNATOR AND MOUNT CASTING. REFER TO INSTALLATION PROCEDURE.

| ITEM | QTY | U/M  | PART NUMBER | DESCRIPTION                               |
|------|-----|------|-------------|---|
| 12   | 4   | EACH | WLA10000    | WASHER, LOCK, 10mm, 8.8, PLT              |
| 11   | 7   | EACH | WLA06000    | WASHER, LOCK, 8mm, 8.8, PLT               |
| 10   | 4   | EACH | WFA10000    | WASHER, FLAT, 10mm, 8.8, PLT              |
| 9    | 6   | EACH | WFA08000    | WASHER, FLAT, 8mm, 8.8, PLT               |
| 8    | 1   | EACH | NTS10401    | NUT, TENSIONER, 10 mm, 60.13 mm o/d, PLT  |
| 7    | 2   | EACH | NTA80000    | NUT, HEX, 8 x 1.25, 8.8 PLT               |
| 6    | 1   | EACH | CSF08031    | CAPSCREW, FH, 8 x 1.25 x 30mm, 10.9, PLT  |
| 5    | 4   | EACH | BTC00070    | BOLT, HEX, 10 x 1.5 x 20mm, 10.9, PLT     |
| 4    | 1   | EACH | BTC08035    | BOLT, HEX, 8 x 1.25 x 35mm, 10.9, PLT     |
| 3    | 5   | EACH | BTC08025    | BOLT, HEX, 8 x 1.25 x 25mm, 10.9, PLT     |
| 2    | 1   | EACH | BTA08141    | BOLT, HEX, 8 x 1.25 x 140mm, 8.8, PLT, FT |
| 1    | 1   | EACH | BMC67171    | BKT, MAIN, WELDMT, IC, CONV, 20           |

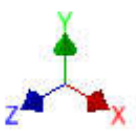

| DRAWN |     |                        |           | BILL OF MATERIALS |           |    |      |
|-------|-----|------------------------|-----------|-------------------|-----------|----|------|
| REV   | ECN | DESCRIPTION            | DATE      | BY                | DATE      | BY | DATE |
| 1     |     | ISSUED FOR PRODUCTION  | 8/21/2021 | James Stewart     | 8/21/2021 |    |      |
| 2     |     | REVISED FOR PRODUCTION | 8/21/2021 | James Stewart     | 8/21/2021 |    |      |
| 3     |     | REVISED FOR PRODUCTION | 8/21/2021 | James Stewart     | 8/21/2021 |    |      |
| 4     |     | REVISED FOR PRODUCTION | 8/21/2021 | James Stewart     | 8/21/2021 |    |      |
| 5     |     | REVISED FOR PRODUCTION | 8/21/2021 | James Stewart     | 8/21/2021 |    |      |
| 6     |     | REVISED FOR PRODUCTION | 8/21/2021 | James Stewart     | 8/21/2021 |    |      |
| 7     |     | REVISED FOR PRODUCTION | 8/21/2021 | James Stewart     | 8/21/2021 |    |      |
| 8     |     | REVISED FOR PRODUCTION | 8/21/2021 | James Stewart     | 8/21/2021 |    |      |
| 9     |     | REVISED FOR PRODUCTION | 8/21/2021 | James Stewart     | 8/21/2021 |    |      |
| 10    |     | REVISED FOR PRODUCTION | 8/21/2021 | James Stewart     | 8/21/2021 |    |      |
| 11    |     | REVISED FOR PRODUCTION | 8/21/2021 | James Stewart     | 8/21/2021 |    |      |
| 12    |     | REVISED FOR PRODUCTION | 8/21/2021 | James Stewart     | 8/21/2021 |    |      |
| 13    |     | REVISED FOR PRODUCTION | 8/21/2021 | James Stewart     | 8/21/2021 |    |      |
| 14    |     | REVISED FOR PRODUCTION | 8/21/2021 | James Stewart     | 8/21/2021 |    |      |
| 15    |     | REVISED FOR PRODUCTION | 8/21/2021 | James Stewart     | 8/21/2021 |    |      |
| 16    |     | REVISED FOR PRODUCTION | 8/21/2021 | James Stewart     | 8/21/2021 |    |      |
| 17    |     | REVISED FOR PRODUCTION | 8/21/2021 | James Stewart     | 8/21/2021 |    |      |
| 18    |     | REVISED FOR PRODUCTION | 8/21/2021 | James Stewart     | 8/21/2021 |    |      |
| 19    |     | REVISED FOR PRODUCTION | 8/21/2021 | James Stewart     | 8/21/2021 |    |      |
| 20    |     | REVISED FOR PRODUCTION | 8/21/2021 | James Stewart     | 8/21/2021 |    |      |
| 21    |     | REVISED FOR PRODUCTION | 8/21/2021 | James Stewart     | 8/21/2021 |    |      |
| 22    |     | REVISED FOR PRODUCTION | 8/21/2021 | James Stewart     | 8/21/2021 |    |      |
| 23    |     | REVISED FOR PRODUCTION | 8/21/2021 | James Stewart     | 8/21/2021 |    |      |
| 24    |     | REVISED FOR PRODUCTION | 8/21/2021 | James Stewart     | 8/21/2021 |    |      |
| 25    |     | REVISED FOR PRODUCTION | 8/21/2021 | James Stewart     | 8/21/2021 |    |      |
| 26    |     | REVISED FOR PRODUCTION | 8/21/2021 | James Stewart     | 8/21/2021 |    |      |
| 27    |     | REVISED FOR PRODUCTION | 8/21/2021 | James Stewart     | 8/21/2021 |    |      |
| 28    |     | REVISED FOR PRODUCTION | 8/21/2021 | James Stewart     | 8/21/2021 |    |      |
| 29    |     | REVISED FOR PRODUCTION | 8/21/2021 | James Stewart     | 8/21/2021 |    |      |
| 30    |     | REVISED FOR PRODUCTION | 8/21/2021 | James Stewart     | 8/21/2021 |    |      |
| 31    |     | REVISED FOR PRODUCTION | 8/21/2021 | James Stewart     | 8/21/2021 |    |      |
| 32    |     | REVISED FOR PRODUCTION | 8/21/2021 | James Stewart     | 8/21/2021 |    |      |
| 33    |     | REVISED FOR PRODUCTION | 8/21/2021 | James Stewart     | 8/21/2021 |    |      |
| 34    |     | REVISED FOR PRODUCTION | 8/21/2021 | James Stewart     | 8/21/2021 |    |      |
| 35    |     | REVISED FOR PRODUCTION | 8/21/2021 | James Stewart     | 8/21/2021 |    |      |
| 36    |     | REVISED FOR PRODUCTION | 8/21/2021 | James Stewart     | 8/21/2021 |    |      |
| 37    |     | REVISED FOR PRODUCTION | 8/21/2021 | James Stewart     | 8/21/2021 |    |      |
| 38    |     | REVISED FOR PRODUCTION | 8/21/2021 | James Stewart     | 8/21/2021 |    |      |
| 39    |     | REVISED FOR PRODUCTION | 8/21/2021 | James Stewart     | 8/21/2021 |    |      |
| 40    |     | REVISED FOR PRODUCTION | 8/21/2021 | James Stewart     | 8/21/2021 |    |      |
| 41    |     | REVISED FOR PRODUCTION | 8/21/2021 | James Stewart     | 8/21/2021 |    |      |
| 42    |     | REVISED FOR PRODUCTION | 8/21/2021 | James Stewart     | 8/21/2021 |    |      |
| 43    |     | REVISED FOR PRODUCTION | 8/21/2021 | James Stewart     | 8/21/2021 |    |      |
| 44    |     | REVISED FOR PRODUCTION | 8/21/2021 | James Stewart     | 8/21/2021 |    |      |
| 45    |     | REVISED FOR PRODUCTION | 8/21/2021 | James Stewart     | 8/21/2021 |    |      |
| 46    |     | REVISED FOR PRODUCTION | 8/21/2021 | James Stewart     | 8/21/2021 |    |      |
| 47    |     | REVISED FOR PRODUCTION | 8/21/2021 | James Stewart     | 8/21/2021 |    |      |
| 48    |     | REVISED FOR PRODUCTION | 8/21/2021 | James Stewart     | 8/21/2021 |    |      |
| 49    |     | REVISED FOR PRODUCTION | 8/21/2021 | James Stewart     | 8/21/2021 |    |      |
| 50    |     | REVISED FOR PRODUCTION | 8/21/2021 | James Stewart     | 8/21/2021 |    |      |
| 51    |     | REVISED FOR PRODUCTION | 8/21/2021 | James Stewart     | 8/21/2021 |    |      |
| 52    |     | REVISED FOR PRODUCTION | 8/21/2021 | James Stewart     | 8/21/2021 |    |      |
| 53    |     | REVISED FOR PRODUCTION | 8/21/2021 | James Stewart     | 8/21/2021 |    |      |
| 54    |     | REVISED FOR PRODUCTION | 8/21/2021 | James Stewart     | 8/21/2021 |    |      |
| 55    |     | REVISED FOR PRODUCTION | 8/21/2021 | James Stewart     | 8/21/2021 |    |      |
| 56    |     | REVISED FOR PRODUCTION | 8/21/2021 | James Stewart     | 8/21/2021 |    |      |
| 57    |     | REVISED FOR PRODUCTION | 8/21/2021 | James Stewart     | 8/21/2021 |    |      |
| 58    |     | REVISED FOR PRODUCTION | 8/21/2021 | James Stewart     | 8/21/2021 |    |      |
| 59    |     | REVISED FOR PRODUCTION | 8/21/2021 | James Stewart     | 8/21/2021 |    |      |
| 60    |     | REVISED FOR PRODUCTION | 8/21/2021 | James Stewart     | 8/21/2021 |    |      |
| 61    |     | REVISED FOR PRODUCTION | 8/21/2021 | James Stewart     | 8/21/2021 |    |      |
| 62    |     | REVISED FOR PRODUCTION | 8/21/2021 | James Stewart     | 8/21/2021 |    |      |
| 63    |     | REVISED FOR PRODUCTION | 8/21/2021 | James Stewart     | 8/21/2021 |    |      |
| 64    |     | REVISED FOR PRODUCTION | 8/21/2021 | James Stewart     | 8/21/2021 |    |      |
| 65    |     | REVISED FOR PRODUCTION | 8/21/2021 | James Stewart     | 8/21/2021 |    |      |
| 66    |     | REVISED FOR PRODUCTION | 8/21/2021 | James Stewart     | 8/21/2021 |    |      |
| 67    |     | REVISED FOR PRODUCTION | 8/21/2021 | James Stewart     | 8/21/2021 |    |      |
| 68    |     | REVISED FOR PRODUCTION | 8/21/2021 | James Stewart     | 8/21/2021 |    |      |
| 69    |     | REVISED FOR PRODUCTION | 8/21/2021 | James Stewart     | 8/21/2021 |    |      |
| 70    |     | REVISED FOR PRODUCTION | 8/21/2021 | James Stewart     | 8/21/2021 |    |      |
| 71    |     | REVISED FOR PRODUCTION | 8/21/2021 | James Stewart     | 8/21/2021 |    |      |
| 72    |     | REVISED FOR PRODUCTION | 8/21/2021 | James Stewart     | 8/21/2021 |    |      |
| 73    |     | REVISED FOR PRODUCTION | 8/21/2021 | James Stewart     | 8/21/2021 |    |      |
| 74    |     | REVISED FOR PRODUCTION | 8/21/2021 | James Stewart     | 8/21/2021 |    |      |
| 75    |     | REVISED FOR PRODUCTION | 8/21/2021 | James Stewart     | 8/21/2021 |    |      |
| 76    |     | REVISED FOR PRODUCTION | 8/21/2021 | James Stewart     | 8/21/2021 |    |      |
| 77    |     | REVISED FOR PRODUCTION | 8/21/2021 | James Stewart     | 8/21/2021 |    |      |
| 78    |     | REVISED FOR PRODUCTION | 8/21/2021 | James Stewart     | 8/21/2021 |    |      |
| 79    |     | REVISED FOR PRODUCTION | 8/21/2021 | James Stewart     | 8/21/2021 |    |      |
| 80    |     | REVISED FOR PRODUCTION | 8/21/2021 | James Stewart     | 8/21/2021 |    |      |
| 81    |     | REVISED FOR PRODUCTION | 8/21/2021 | James Stewart     | 8/21/2021 |    |      |
| 82    |     | REVISED FOR PRODUCTION | 8/21/2021 | James Stewart     | 8/21/2021 |    |      |
| 83    |     | REVISED FOR PRODUCTION | 8/21/2021 | James Stewart     | 8/21/2021 |    |      |
| 84    |     | REVISED FOR PRODUCTION | 8/21/2021 | James Stewart     | 8/21/2021 |    |      |
| 85    |     | REVISED FOR PRODUCTION | 8/21/2021 | James Stewart     | 8/21/2021 |    |      |
| 86    |     | REVISED FOR PRODUCTION | 8/21/2021 | James Stewart     | 8/21/2021 |    |      |
| 87    |     | REVISED FOR PRODUCTION | 8/21/2021 | James Stewart     | 8/21/2021 |    |      |
| 88    |     | REVISED FOR PRODUCTION | 8/21/2021 | James Stewart     | 8/21/2021 |    |      |
| 89    |     | REVISED FOR PRODUCTION | 8/21/2021 | James Stewart     | 8/21/2021 |    |      |
| 90    |     | REVISED FOR PRODUCTION | 8/21/2021 | James Stewart     | 8/21/2021 |    |      |
| 91    |     | REVISED FOR PRODUCTION | 8/21/2021 | James Stewart     | 8/21/2021 |    |      |
| 92    |     | REVISED FOR PRODUCTION | 8/21/2021 | James Stewart     | 8/21/2021 |    |      |
| 93    |     | REVISED FOR PRODUCTION | 8/21/2021 | James Stewart     | 8/21/2021 |    |      |
| 94    |     | REVISED FOR PRODUCTION | 8/21/2021 | James Stewart     | 8/21/2021 |    |      |
| 95    |     | REVISED FOR PRODUCTION | 8/21/2021 | James Stewart     | 8/21/2021 |    |      |
| 96    |     | REVISED FOR PRODUCTION | 8/21/2021 | James Stewart     | 8/21/2021 |    |      |
| 97    |     | REVISED FOR PRODUCTION | 8/21/2021 | James Stewart     | 8/21/2021 |    |      |
| 98    |     | REVISED FOR PRODUCTION | 8/21/2021 | James Stewart     | 8/21/2021 |    |      |
| 99    |     | REVISED FOR PRODUCTION | 8/21/2021 | James Stewart     | 8/21/2021 |    |      |
| 100   |     | REVISED FOR PRODUCTION | 8/21/2021 | James Stewart     | 8/21/2021 |    |      |

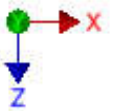
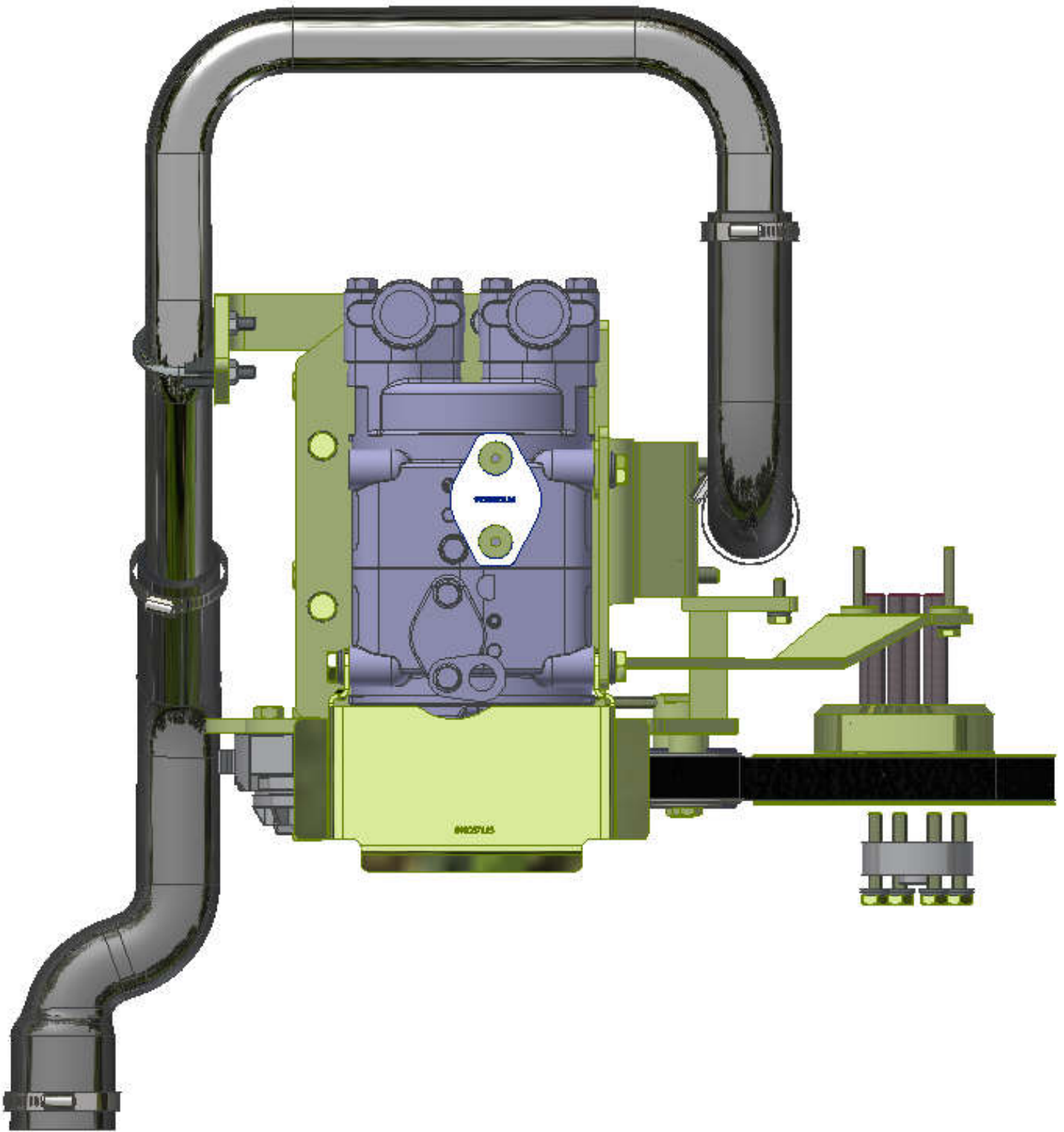




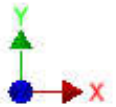
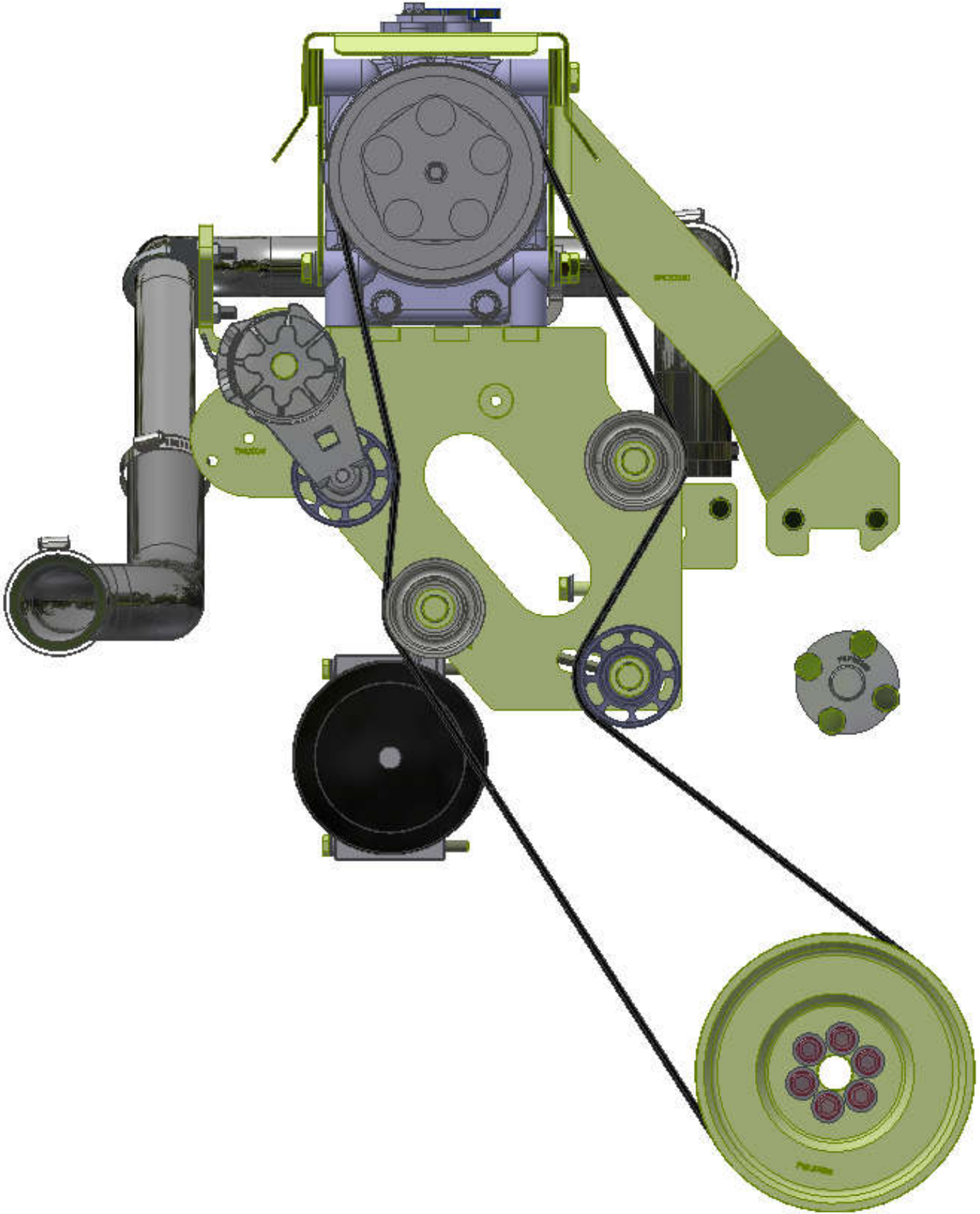


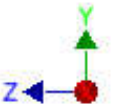
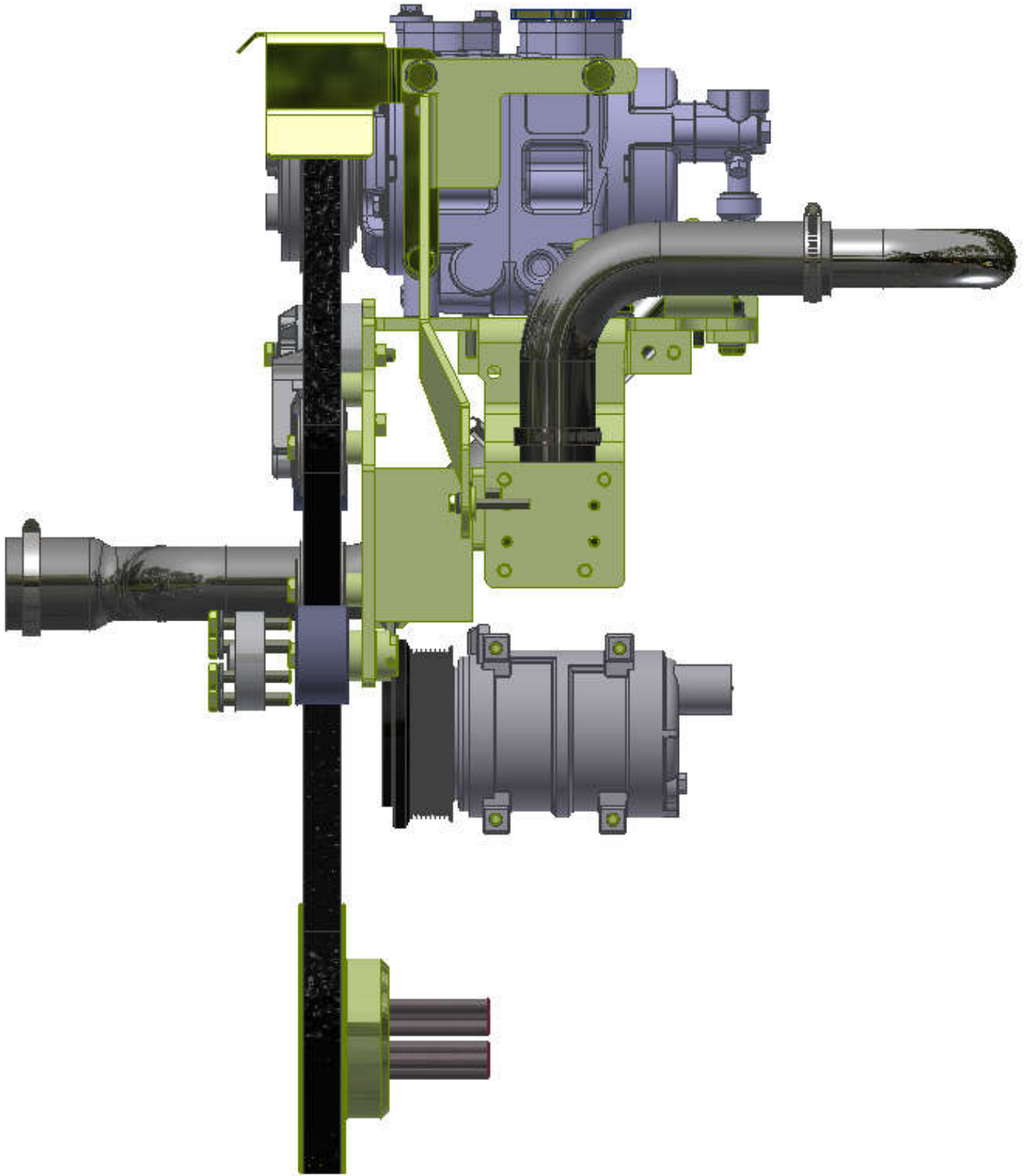


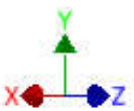



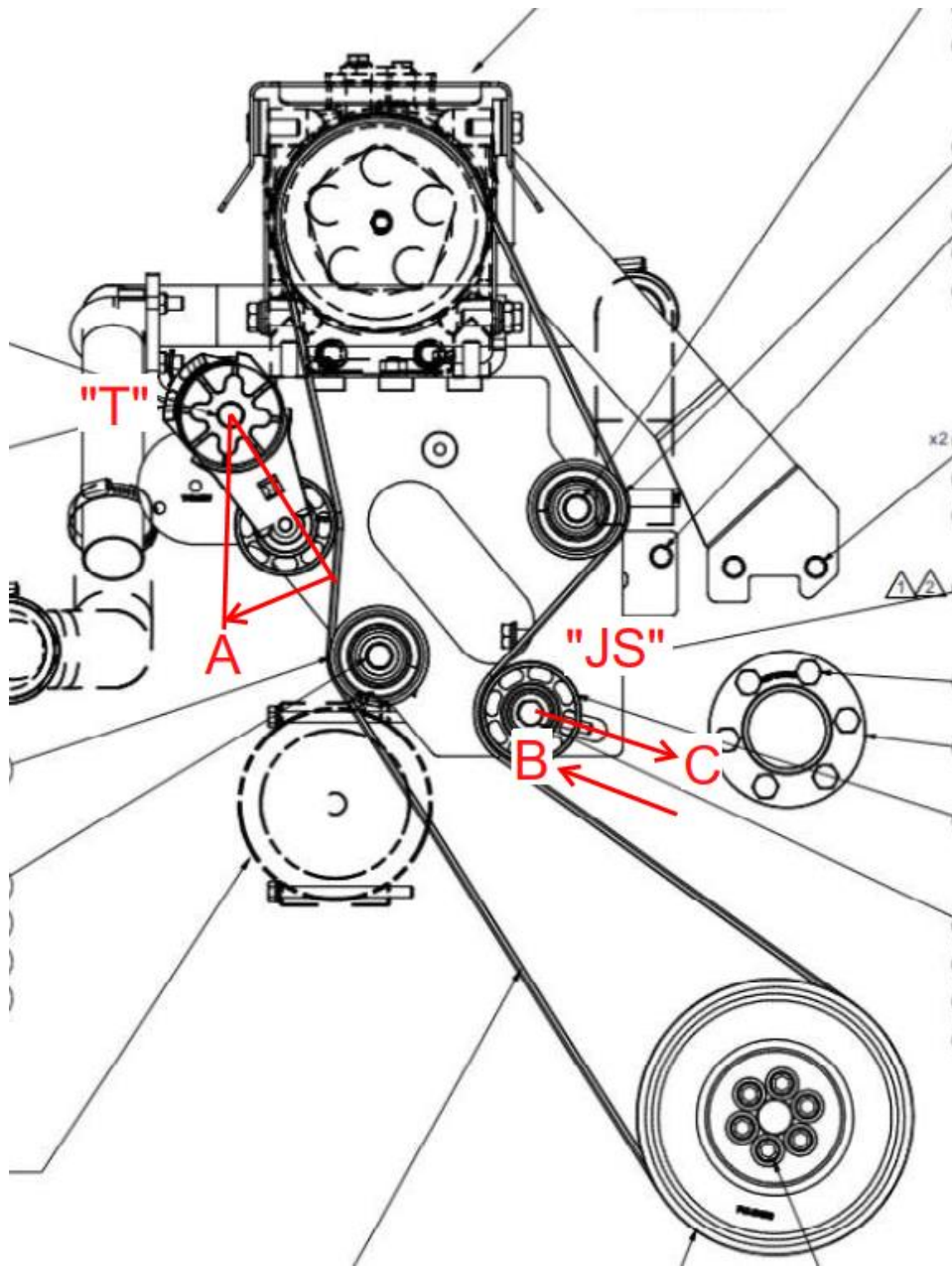












Proper “New” Belt Tensioning Procedure:

- 1) Insure engine is “locked out” from starting.
- 2) Adjust tensioner “T”, clockwise rotation, till the swing arm-pulley is in “start” (zero stroke.) “A” position and **hold** in this position.
- 3) Loosen “JS” pulley bolt, (Via the “Jackscrew” adjusting head bolt – (SEE DRAWING) Adjust “JS” in the direction of “C” Approx. 1” or more till belt is slack enough to be removed.



- 4) Install new "proper" replacement belt into position insuring that all the belt's grooves align with "all" the pulleys grooves in the loop and is seated properly.
- 5) Adjust pulley "JS" in direction of "B", until the new belt is "tight" (Snug by hand.) and tighten the "JS" pulley assembly's fastener correctly.
- 6) Double check belt alignment with all the pulleys.
- 7) Release the "T" tensioner from its "start" position so it comes into direct contact with the backside of the new belt.
- 8) Make sure that the tensioner position is clocked from 50% to 60% (linear dimension is approximately 1" (25.5mm) to 1.06" (27mm)) through its stroke travel. The "full stroke" linear dimension is approximately 2.13" (54 mm) from the fixed "start" (stop face.) on the base to the corresponding face on the "swing arm" at 100% through its stroke.
- 9) Run the A/C system (Under full load.) for approximately 1-2 hours and recheck the stroke running position of tensioner "T". If not to spec than retention the "JS" pulley assembly like before (Item# 6). (NOTE: insure that tensioner "T" is at its starting stroke position (0%) before adjusting pulley assembly "JS".)

## **TransArctic A/C Compressor Mount Installation Disclaimer**

All compressor mounts should be installed by qualified and trained personnel using proper tools and equipment in safe working conditions following industry standard guidelines for motor vehicle service and repair.

The installer of any compressor mount purchased from TransArctic must undertake all responsibility of issues arising from that compressor bracket being installed on any vehicle. As well as insure that a **proper and sufficient ground** is established between the compressors' clutches and the vehicle's engine. Mount functionality, operation and durability can all be compromised by an incompetent installation.

Due to the many different situations, parameters and application criteria, which are beyond the compressor mount manufacturer's control, TransArctic does not warrant design, durability, or operational functionality of any compressor mount improperly installed by another party.

**With no implied guarantees it is the mount installer's strict responsibility to determine safety and functionality, of the compressor mount, at the time of installation.**

Please contact TransArctic with any issue arising from installation so we may better improve the product. If you have any reservations about the compressor mount integrity contact TransArctic immediately at 1-877-COLD-AIR.

**Mark OEM tensioner location**

**Install Kit**

**Check for Interferences**

**Check to ensure that the proper OEM tensioner orientation is maintained**

**Run engine with A/C system engaged for at least 10 minutes to run in belt**

**Check OEM tensioner orientation and adjust as required**

### **Responsabilidad limitada de TransArctic en la instalación del soporte del compresor**

Todos los soportes de los compresores deben ser instalados por personas calificadas y entrenadas, usando para ello los equipos y herramientas necesarios para esta labor en buenas condiciones y según las normas y guías para el servicio y/o reparación de motores de vehículos.

El instalador de los soportes comprados en TransArctic asume toda la responsabilidad de cualquier problema que surga en el soporte del compresor al vehículo; de igual manera es responsable que el cable a tierra sea conectado entre el embrague del compresor y el motor del vehículo.

Se advierte que el buen funcionamiento y la durabilidad del soporte pueden ser comprometidos por defectos en su instalación.

Debido a las diversas situaciones que se puedan presentar fuera del control del fabricante, TransArctic no garantiza el diseño, la durabilidad o el correcto funcionamiento de cualquier equipo inapropiadamente instalado por terceros.

**Esta sobreentendido que el Instalador del montaje del compresor es estrictamente responsable de la seguridad y funcionamiento del equipo en el momento de la instalación.**

Si tuviera algún problema o duda acerca de la instalación del soporte del compresor pongase en contacto inmediatamente con TransArctic al teléfono 1-877-COLD-AIR de modo que podamos mejorar nuestro producto.

**Note la ubicación del medidor de tensión OEM**

**Instale el equipo**

**Controlar si hay interferencias.**

**Asegurese que el medidor de tensión mantenga la orientación justa.**

**Encienda el motor por lo menos 10 minutos con el sistema A/C enganchado para que la correa corra**

**Controle la orientación justa del medidor de tensión y ajuste a las condiciones requeridas del fabricante**