

# Bill of Materials Listing

TransArctic Canada Inc.

3/26/2007

Page 1 of 1

Product Number		Description	Bin	Date	Weight	Uof M	Yield
Line	Component Prod#	Description		Unit	Qty		
<b>KMK91074</b>		<b>Mt Kit, C9, FTLR M2, 1 TM-16, ADD-ON</b>		<b>10/30/2006</b>	<b>21.18</b>		<b>0</b>
10	BEL83213	Belt, 8gr, 3313mm (126.5") (5081265)		each	1		
20	BMK90001	Bkt, Brace, RR, D/S, Sup, C9, M2		each	1		
30	BMK70047	Bkt, Main, Weldmnt, C7, FTLR, M2/C2, P8		each	1		
40	BMK90003	Bkt, Rad Hose, Brace, Plate, 1/4"		each	1		
50	PUL80076	Pulley, Idler, Backside, P8, 76d (89062)		each	1		
60	PUL81074	Pulley, Idler, Frontside, P8,74d (89103)		each	1		
70	SCD12710	Spacer, Col, Drl, 12.7mm x 25.4o x 10.32i		each	1		
80	SCD25408	Spacer, Col, Drl, 25.4mm x 25.4o x 8.33i		each	4		
90	SLV17010	Sleeve, Pulley, 16.9o x 22.23mm x 10.32i		each	1		
100	SCD06410	Spacer, Col, Drl, 6.35mm x 25.4o x 10.32i		each	2		
110	KBK91074	Bag Kit, Fasteners, KMK91074		each	1		

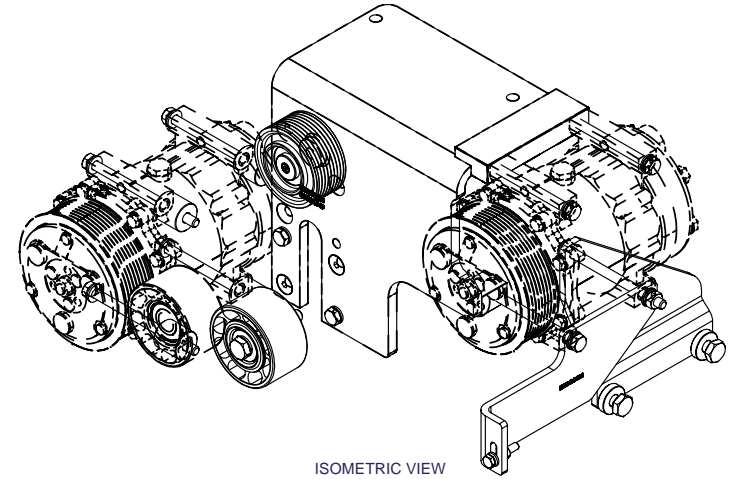
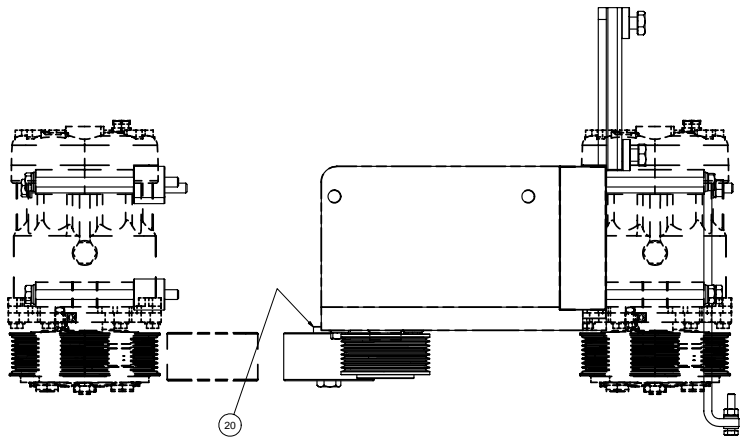
# Bill of Materials Listing

TransArctic Canada Inc.

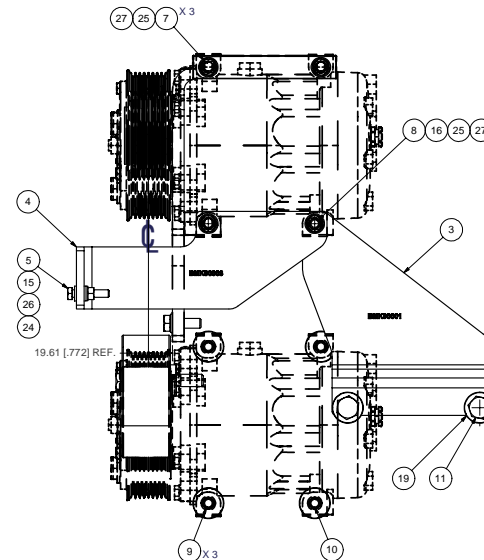
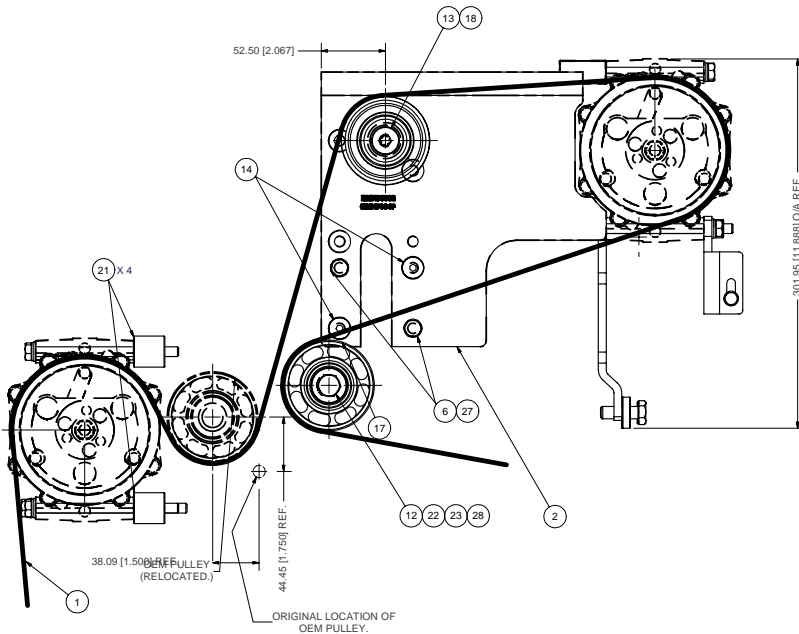
3/26/2007

Page 1 of 1

Product Number		Description	Bin	Date	Weight	Uof M	Yield
Line	Component Prod#	Description		Unit	Qty		
<b>KBK91074</b>		<b>Bag Kit, Fasteners, KMK91074</b>		<b>10/30/2006</b>	<b>1.30</b>		<b>0</b>
10	BTC10065	Bolt, Hex, 10 x 1.5 x 65mm, 10.9, Plt		each	1		
20	BTC10030	Bolt, Hex, 10 x 1.5 x 30mm, 10.9, Plt		each	2		
30	BTC08130	Bolt, Hex, 8 x 1.25 x 130mm, 10.9, Plt		each	1		
40	BTC08120	Bolt, Hex, 8 x 1.25 x 120mm, 10.9, Plt		each	3		
50	BTC08110	Bolt, Hex, 8 x 1.25 x 110mm, 10.9, Plt		each	1		
60	BTC08100	Bolt, Hex, 8 x 1.25 x 100mm, 10.9, Plt		each	3		
70	BTC08025	Bolt, Hex, 8 x 1.25 x 25mm, 10.9, Plt		each	2		
80	BTC06030	Bolt, Hex, 6 x 1.0 x 30mm, 10.9, Plt		each	1		
90	BTS10001	Bolt, Shoulder, 10mm (89064)		each	1		
100	CSF08021	Capscrew, FH, 8 x 1.25 x 20mm, 10.9,Plt		each	2		
110	NTA08000	Nut, Hex, 8 x 1.25, 8.8, Plt		each	1		
120	NTA06000	Nut, Hex, 6 x 1.0, 8.8, Plt		each	1		
130	WDS17001	Washer, Dust Cover (89060)		each	1		
140	WFA08000	Washer, Flat, 8mm, 8.8, Plt		each	8		
150	WFA06000	Washer, Flat, 6mm, 8.8, Plt		each	2		
160	WLA10000	Washer, Lock, 10mm, 8.8, Plt		each	1		
170	WLA08000	Washer, Lock, 8mm, 8.8, Plt		each	10		
180	WLA06000	Washer, Lock, 6mm, 8.8, Plt		each	1		



ISOMETRIC VIEW



NOTES:

- 1) USE SERVICABLE THREADLOCKER ON ALL FASTENERS TO ENGINE COMPONENTS AND TORQUE ALL BOLTS TO S.A.E. SPECIFICATIONS.
- 2) SEE 'TRANSARC TIC A/C COMPRESSOR MOUNT INSTALLATION DISCLAIMER'.

ITEM	QTY	UM	PART NUMBER	DESCRIPTION
28	1	EACH	WLA10000	WASHER, LOCK, 10mm, 8.8, PLT
27	10	EACH	WLA08000	WASHER, LOCK, 8mm, 8.8, PLT
26	1	EACH	WLA06000	WASHER, LOCK, 6mm, 8.8, PLT
25	8	EACH	WFA08000	WASHER, FLAT, 8mm, 8.8, PLT
24	2	EACH	WFA06000	WASHER, FLAT, 6mm, 8.8, PLT
23	1	EACH	WDS17001	WASHER, DUST COVER (PUL80076)
22	1	EACH	SLV17010	SLEEVE, PULLEY, 16.90 x 22.23mm x 10.32
21	4	EACH	SCD25408	SPACER, COL, DRL, 25.4mm x 25.40 x 8.33
20	1	EACH	SCD12710	SPACER, COL, DRL, 12.7mm x 25.40 x 10.32
19	2	EACH	SCD06410	SPACER, COL, DRL, 6.35mm x 25.40 x 10.32
18	1	EACH	PUL81074	PULLEY, IDLER, FRONT SIDE, P8, 74d x 39w
17	1	EACH	PUL80076	PULLEY, IDLER, BACKSIDE, P8, 76D, 39W
16	1	EACH	NTA08000	NUT, HEX, 8 x 1.25, 8.8 PLT
15	1	EACH	NTA06000	NUT, HEX, 6 x 1, 8.8, PLT
14	2	EACH	CSF08021	CAPSCREW, FH, 8 x 1.25 x 10mm, 10.9, PLT
13	1	EACH	BTS10001	BOLT, SHOULDER, 10mm (IDLER PULLEY)
12	1	EACH	BTC10065	BOLT, HEX, 10 x 1.5 x 65mm, 10.9, PLT
11	2	EACH	BTC10030	BOLT, HEX, 10 x 1.5 x 30mm, 10.9, PLT
10	1	EACH	BTC08130	BOLT, HEX, 8 x 1.25 x 130mm, 10.9, PLT
9	3	EACH	BTC08120	BOLT, HEX, 8 x 1.25 x 120mm, 10.9, PLT
8	1	EACH	BTC08110	BOLT, HEX, 8 x 1.25 x 110mm, 10.9, PLT
7	3	EACH	BTC08100	BOLT, HEX, 8 x 1.25 x 100mm, 10.9, PLT
6	2	EACH	BTC08025	BOLT, HEX, 8 x 1.25 x 25mm, 10.9, PLT
5	1	EACH	BTC06030	BOLT, HEX, 6 x 1 x 30mm, 10.9, PLT
4	1	EACH	BMK90003	BKT, RAD HOSE, BRACE, PLATE, 1/4"
3	1	EACH	BMK90001	BKT, BRACE, RR, DS, SUP, C9, M2
2	1	EACH	BMK70047	BRKT, MAIN, WELDMENT, C7, FTLR, M2/C2, P8
1	1	EACH	BEL83213	BELT, Bgr, 3213mm (126.5") (5081265)

Parts List

DRAWN	vjakowlew	10/26/2006	<b>TRANSARC TIC INC.</b>
CHECKED	Ron Ingram	10/26/2006	
RELEASING	GA	10/26/2006	TITLE
REVISION	DESCRIPTION	DATE	BY
1	TM16 2 WAS BMK90002	11/5/2007	VAL
0	RELEASED TO PRODUCTION	10/26/2006	GA
1		10/26/2006	James Stewart
1		10/26/2006	MFS
1		10/26/2006	Val Jakowlew
1		10/26/2006	Dale Mason

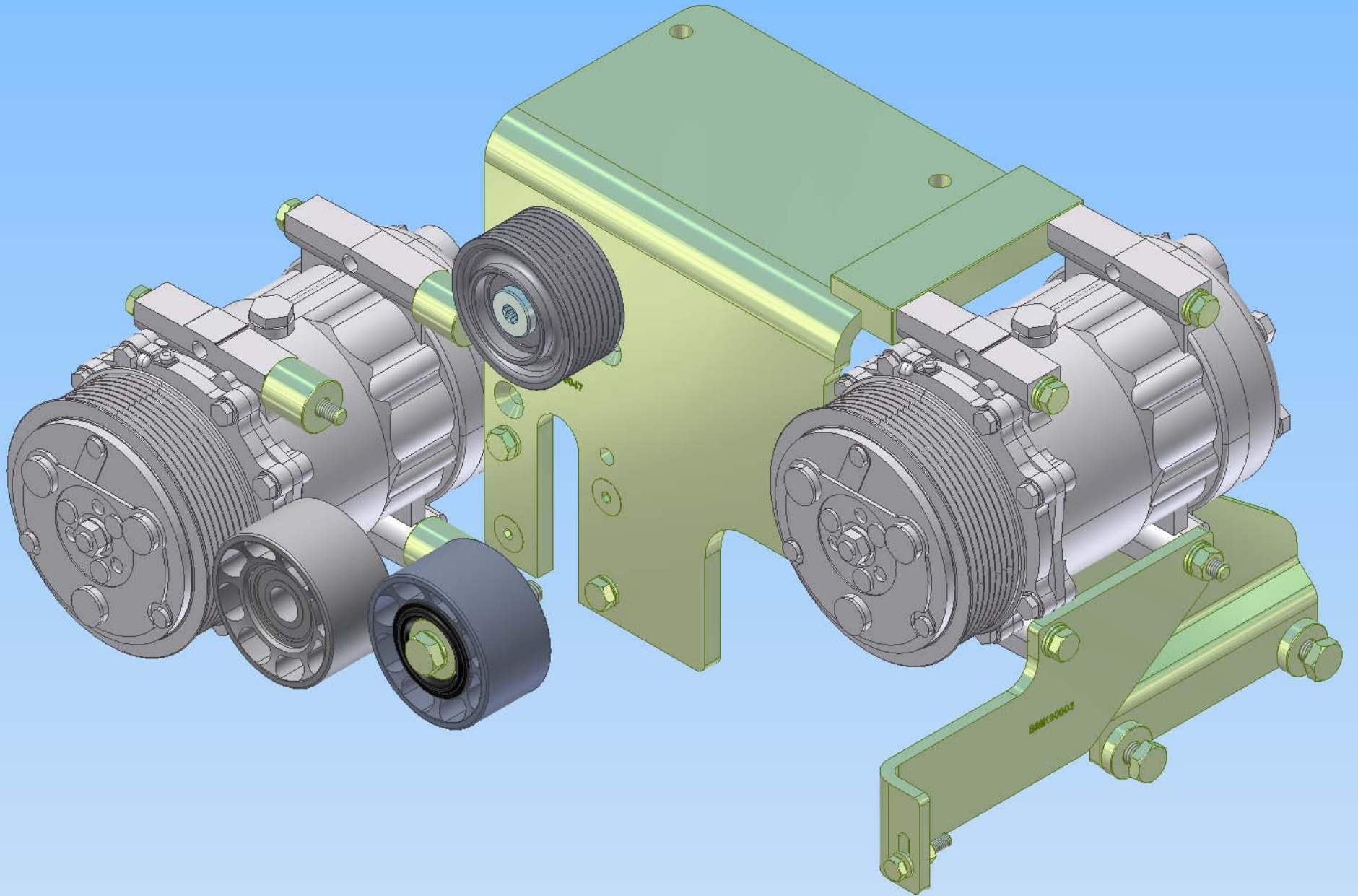
Mt Kit, C9, FTLR M2,1 TM-16, ADD-ON


UNSPECIFIED TOLERANCES:	FRAC	DEC	ANG	POS
ONE DECIMAL PLACE (X.0)	0.05	0.01	0.01	0.01
TWO DECIMAL PLACE (X.00)	0.02	0.005	0.01	0.01
THREE DECIMAL PLACE (X.000)	0.01	0.002	0.01	0.01
FRACTIONAL (1/16)	0.005	0.001	0.01	0.01




THIRD ANGLE PROJECTION  
DRAWING UNIT OF MEASURE: MM (INCH)  
SCALE: 1:1

REV	1
DWG NO	KMK91074
SIZE	D
SHEET	1 OF 1










BMK70047




- Relocate existing OEM backside pulley to this location. (O/D is 76mm maximum.)



- Spacers (4). (part# SCD25408)





- Add (2) Spacers (#SCD06410) for rear brace bracket.



- Relocate electrical cable/bracket. (As shown.)



## **TransArctic A/C Compressor Mount Installation Disclaimer**

All compressor mounts should be installed by qualified and trained personnel using proper tools and equipment in safe working conditions following industry standard guidelines for motor vehicle service and repair.

The installer of any compressor mount purchased from TransArctic must undertake all responsibility of issues arising from that compressor bracket being installed on any vehicle. As well as insure that a **proper and sufficient ground** is established between the compressors' clutches and the vehicle's engine. Mount functionality, operation and durability can all be compromised by an incompetent installation.

Due to the many different situations, parameters and application criteria, which are beyond the compressor mount manufacturer's control, TransArctic does not warrant design, durability, or operational functionality of any compressor mount improperly installed by another party.

**With no implied guarantees it is the mount installer's strict responsibility to determine safety and functionality, of the compressor mount, at the time of installation.**

Please contact TransArctic with any issue arising from installation so we may better improve the product. If you have any reservations about the compressor mount integrity contact TransArctic immediately at 1-877-COLD-AIR.