

Bill of Materials Listing

TransArctic Canada Inc.

8/2/2017
Page 1 of 1

Product Number		Description	Bin	Date	Weight	Uof M	Yield
Line	Component Prod#	Description		Unit	Qty		
KMC84164		Mt Kit, ISC10, T3RE, 05G, '13		8/2/2013	198.88		0
10	BEL32311	Belt, Banded B gr, 2311mm (91")		each	1		
20	BMC83053	Bkt, Diag, Brace RR, MFDT, RE300		each	1		
30	BMC83054	Bkt, Main, Idler, Weldm't, RE300		each	1		
40	BMC83058	Bkt, Cover, Light Pl, MF DT, RE300		each	1		
50	BMC83074	Bkt, Relay, ISC, D3RE, 2010		each	1		
60	BMC83107	Bkt, Main, FRT Support, T3RE, '13		each	1		
70	BMC83108	Bkt, Main, RR Support, T3RE, '13		each	1		
80	BMC83109	Bkt, Main, Lateral Brace, T3RE, '13		each	1		
90	BMC83113	Bkt, Brace RR/PS, PDU Panel, T3RE, '13		each	1		
100	BMC83116	Bkt, Support, PDU Panel, T3RE, '13		each	1		
110	BMC83120	Bkt, Weldm't, Sup, A.F Housing,T3RE,'13		each	1		
120	BMC83122	Bkt, Exhaust, Adapter, T3RE, '13		each	1		
130	CLP04000	Clamp, T bolt, Spring, 4", CAC		each	2		
140	HOA04083	Hose, Flex, CAC, 4.0d x 8.0, 3 ring		each	1		
150	KCB84164	Kit, Compressor, 24V,05G, '13		each	1		
170	PUA05012	Pulley, Assy, Idler,B/BX gr,5", STL,Plt		each	1		
180	PUL80074	Pulley, Idler, B/S, Wide, 76d (89102)		each	1		
190	PUL89322	Pulley, Crank,ADD-ON,Combo,ISC/L-G,2B/3V		each	1		
200	SCD37012	Spacer, Col, Drl, 37 mm x 25.4o x 12.3i		each	1		
210	SCD41012	Spacer, Col, Drl, 41 mm x 25.4o x 12.3i		each	1		
220	SLV17012	Sleeve, Pulley, 16.9o x 22.23mm x 12.32i		each	2		
230	TUS04093	Tube, Stl, Exh, 4"o.d., 90 deg elb,8 x 8		each	1		
240	KBC84064	Bag Kit, Fasteners, KMC840/841/940/94164		each	1		

WILL REQUIRE TMP00002 (TEMPLATE).

Bill of Materials Listing

TransArctic Canada Inc.

1/6/2016
Page 1 of 1

Product Number		Description	Bin	Date	Weight	Uof M	Yield
Line	Component Prod#	Description		Unit	Qty		
KBC84064		Bag Kit, Fasteners, KMC840/841/940/94164		7/9/2013	2.97		0
10	BTC08035	Bolt, Hex, 8 x 1.25 x 35mm, 10.9, Plt,FT		each	4		
20	BTC10035	Bolt, Hex, 10 x 1.5 x 35mm, 10.9, Plt,FT		each	2		
40	BTC12040	Bolt, Hex, 12 x 1.75 x 40mm, 10.9,Plt,FT		each	5		
50	BTC12050	Bolt, Hex, 12 x 1.75 x 50mm, 10.9,Plt		each	2		
60	BTC12100	Bolt, Hex, 12 x 1.75 x 100mm, 10.9, Plt		each	2		
70	BTQ08126	Bolt, Hex, 1/2-20unf, 1.25", 8, Plt		each	6		
80	NTA10000	Nut, Hex, 10 x 1.5, 8.8, Plt		each	2		
90	NTA12000	Nut, Hex, 12 x 1.75, 8.8, Plt		each	9		
100	SCP03075	Screw, PH, PD, SDT, #10-16 x .75, ST,Plt		each	3		
160	WFA08000	Washer, Flat, 8mm, 8.8, Plt		each	4		
170	WFA10000	Washer, Flat, 10mm, 8.8, Plt		each	4		
180	WFA12000	Washer, Flat, 12mm, 8.8, Plt		each	16		
190	WFQ08000	Washer, Flat, 1/2", 8, Plt		each	6		
200	WLA08000	Washer, Lock, 8mm, 8.8, Plt		each	4		
210	WLA10000	Washer, Lock, 10mm, 8.8, Plt		each	2		
220	WLA12000	Washer, Lock, 12mm, 8.8, Plt		each	9		
230	WLQ08000	Washer, Lock, 1/2", 8, Plt		each	6		

Bill of Materials Listing

TransArctic Canada Inc.

8/2/2017
Page 1 of 1

Product Number	Description	Date	Weight	Uof M	Yield
Line Component Prod#	Description	Bin Unit	Qty		
KCB84164	Kit, Compressor, 24V,O5G, '13		8/2/2013	59.36	0
10 BEL11143	Belt, A gr, 1143mm (45") (17450)	each	2		
30 BMN80008	Vibration Isolator, Bar,16.50 x 2 x 1.50	each	2		
40 BMZ00043	Bkt, Main, Base Pl, '13	each	1		
50 BMN80025	Bkt, Back, PL, Slide, IC, RE300	each	1		
60 BMT10011	Bkt, Tenr, Block, Offset, 3mm	each	2		
70 KBT84164	Kit, Platform, O5G W/ Alt, '13	each	1		
80 PUL03321	Pulley, ALT, Idler, 3.25"d, 2A	each	1		
90 TRD08120	Threaded, Rod, 1/2-13unc x 12", 5, Plt	each	1		
100 KBZ84164	Bag Kit, Fasteners, KCB84164	each	1		

Bill of Materials Listing

TransArctic Canada Inc.

8/2/2017
Page 1 of 1

Product Number	Description	Date	Weight	Uof M	Yield
Line Component Prod#	Description	Bin Unit	Qty		
KBZ84164	Bag Kit, Fasteners, KCB84164		10/18/2013	2.16	0
10	BTP08653	Bolt, Hex, 1/2-13unc, 6.5", 5, Plt, FT	each	1	
20	BTQ08101	Bolt, Hex, 1/2-20unf, 1.00", 8, Plt	each	3	
30	BTQ08126	Bolt, Hex, 1/2-20unf, 1.25", 8, Plt	each	2	
35	BTQ08150	Bolt, Hex, 1/2-13unc, 1.5", 8, Plt	each	1	
40	BTQ08200	Bolt, Hex, 1/2-13unc, 2.0", 8, Plt	each	1	
50	BTQ08653	Bolt, Hex, 1/2-13unc, 6.5", 8, Plt	each	1	
60	CSF08076	Capscrew, FH, 1/2-20unf x .75", Alloy, Plt	each	1	
70	NTQ08000	Nut, Hex, 1/2-13unc, 8, Plt	each	6	
80	WFQ08000	Washer, Flat, 1/2", 8, Plt	each	8	
90	WLQ08000	Washer, Lock, 1/2", 8, Plt	each	11	

Bill of Materials Listing

TransArctic Canada Inc.

12/8/2015
Page 1 of 1

Product Number	Description	Date	Weight	Uof M	Yield
Line Component Prod#	Description	Bin Unit	Qty		
KBT84164	Kit, Platform, O5G W/ Alt, '13		8/2/2013	16.03	0
10	BMC83111	Bkt, Weldm't, Alt Extension, T3RE, '13	each	1	
20	BMN80010	Bkt, Main, Slide, Assy, O5G, IC, RE300	each	1	
50	SCD29213	Spacer, Col, Drl,29.21mm x 25.4o x 12.7i	each	1	
60	KBZ94164	Bag Kit, Fasteners, KBT84164	each	1	

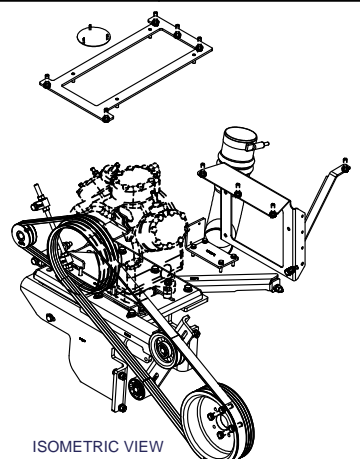
Bill of Materials Listing

TransArctic Canada Inc.

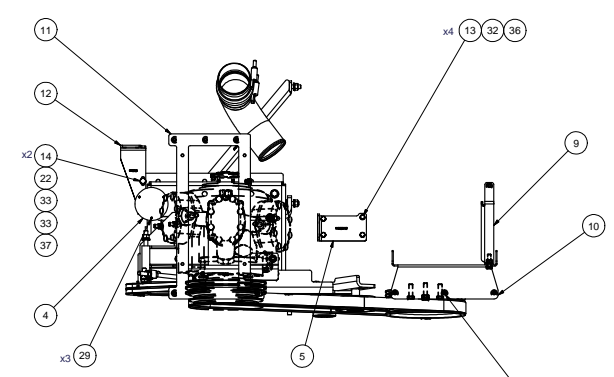
12/8/2015
Page 1 of 1

Product Number	Description	Date	Weight	Uof M	Yield
Line Component Prod#	Description	Bin Unit	Qty		
KBZ94164	Bag Kit, Fasteners, KBT84164		1/21/2015	0.38	0
10	BTQ06150		Bolt, Hex, 3/8-16unc, 1.50", 8, Plt	each	2
15	NTP07000		Nut, Hex, 7/16-14unc, 5, Plt	each	4
20	WFN06000		Washer, Flat, 3/8", 2, Plt	each	2
30	WFN07000		Washer, Flat, 7/16", 2, Plt	each	4
40	WLQ06000		Washer, Lock, 3/8", 8, Plt	each	2
50	WLQ07000		Washer, Lock, 7/16", 8, Plt	each	4

8 7 6 5 4 3 2 1

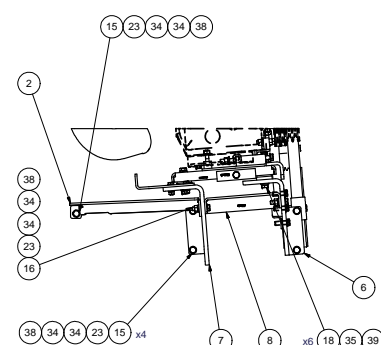


ISOMETRIC VIEW

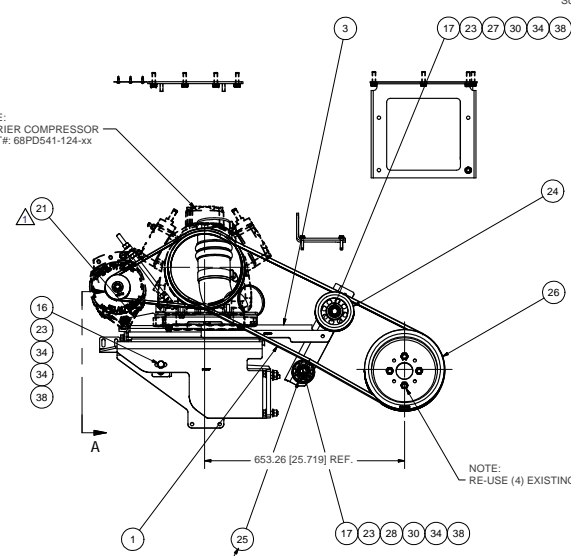


FASTENER(S) TO SECURE BMC83113, BMC83116, BMC83120, SUPPLIED BY OTHER.

NOTE: CARRIER COMPRESSOR PART#: 68PD541-124-xx



VIEW A-A



NOTE: RE-USE (4) EXISTING OEM BOLTS.

NOTE: INSTALL PULLEY WITH DEEP OFFSET TOWARD SPACER.

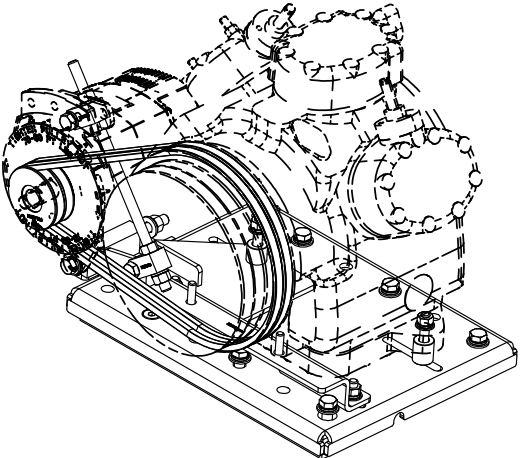
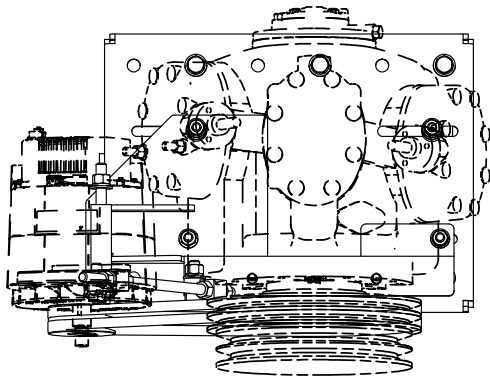
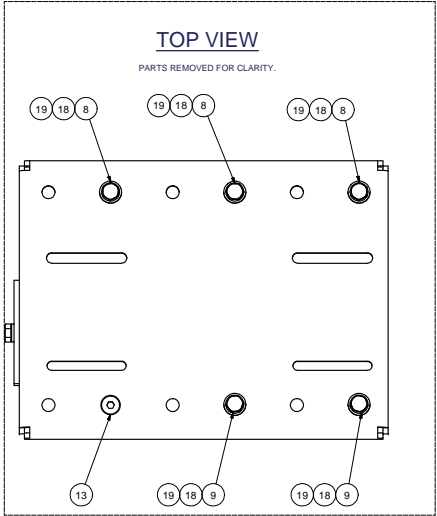
NOTES:
 1) USE SERVICABLE THREADLOCKER ON ALL FASTENERS TO ENGINE COMPONENTS AND TORQUE ALL BOLTS TO S.A.E. SPECIFICATIONS.
 2) SEE "TRANSARTIC A/C COMPRESSOR MOUNT INSTALLATION DISCLAIMER".

39	6	EACH	WLO80000	WASHER, LOCK, 1/2", 8, PLT
38	9	EACH	WLA12000	WASHER, LOCK, 12mm, 8.8, PLT
37	2	EACH	WLA10000	WASHER, LOCK, 10mm, 8.8, PLT
36	4	EACH	WLA80000	WASHER, LOCK, 8mm, 8.8, PLT
35	6	EACH	WFO80000	WASHER, FLAT, 1/2", 8, PLT
34	16	EACH	WFA12000	WASHER, FLAT, 12mm, 8.8, PLT
33	4	EACH	WFA10000	WASHER, FLAT, 10mm, 8.8, PLT
32	4	EACH	WFA80000	WASHER, FLAT, 8mm, 8.8, PLT
31	1	EACH	TUS04093	TUBE, STL, EXH, 4" o.d., 90 deg ELB, 8 x 8
30	2	EACH	SLV17012	SLEEVE, PULLEY, 16.90 x 22.23 mm x12.19H
29	3	EACH	SCPD3075	SCREW, PH, SDT, #10-16 x .75, ST, PLT
28	1	EACH	SCD41012	SPACER, COL, DRL, 41mm x 25.40 x 12.31
27	1	EACH	SCD37012	SPACER, COL, DRL, 37mm x 25.40 x 12.31
26	1	EACH	PUL89322	PULLEY, CRANK, ADD-ON, COMBO, ISC/L-G, 2B/3V
25	1	EACH	PUL80074	PULLEY, IDLER, BACKSIDE, PB, 74D, 46.27W
24	1	EACH	PLU605012	PULLEY, ASSY, IDLER, B/BX gr, 5" STL, PLT
23	9	EACH	NTA12000	NUT, HEX, 12 x 1.75, 8.8, PLT
22	2	EACH	NTA10000	NUT, HEX, 10 x 1.5, 8.8, PLT
21	1	EACH	KCB84164	KIT, COMPRESSOR, 24V, O5G, '13
20	1	EACH	H0A04083	HOSE, FLEX, CAC, 4.0d x 8.0, 3 RING
19	2	EACH	CLP04000	CLAMP, T BOLT, SPRING, 4", CAC
18	6	EACH	BTQ08126	BOLT, HEX, 1/2-20UNF x 1.25, 8, PLT
17	2	EACH	BTC12100	BOLT, HEX, 12 x 1.75 x 100mm, 10.9, PLT
16	2	EACH	BTC12050	BOLT, HEX, 12 x 1.75 x 50mm, 10.9, PLT
15	5	EACH	BTC12040	BOLT, HEX, 12 x 1.75 x 40mm, 10.9, PLT
14	2	EACH	BTC10035	BOLT, HEX, 10 x 1.5 x 35mm, 10.9, PLT
13	4	EACH	BTC08035	BOLT, HEX, 8 x 1.25 x 35mm, 10.9, PLT
12	1	EACH	BMC83122	BKT, EXHAUST, ADAPTER, T3RE, '13
11	1	EACH	BMC83120	BKT, WELDMT, SUP, A F HOUSING, T3RE, '13
10	1	EACH	BMC83116	BKT, SUPPORT, PDU PANEL, T3RE, '13
9	1	EACH	BMC83113	BKT, BRACE RR/P/S, PDU PANEL, T3RE, '13
8	1	EACH	BMC83109	BKT, MAIN, LATERAL BRACE, T3RE, '13
7	1	EACH	BMC83108	BKT, MAIN, RR SUPPORT, T3RE, '13
6	1	EACH	BMC83107	BKT, MAIN, FRT SUPPORT, T3RE, '13
5	1	EACH	BMC83074	BKT, RELAY, ISC, D3RE, 2010
4	1	EACH	BMC83058	BKT, COVER, LIGHT PL, MFD, RE300
3	1	EACH	BMC83054	BKT, MAIN, IDLER, WELDMT, RE300
2	1	EACH	BMC83053	BKT, DIAC, BRACE RR, MFD, RE300
1	1	EACH	BEL32311	BELT, BANDED, B Gr, 2311 mm (91") (BX88-2)

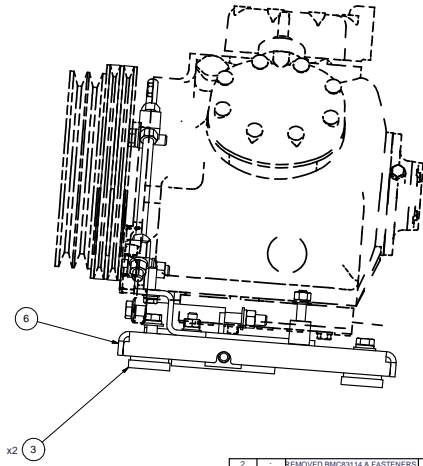
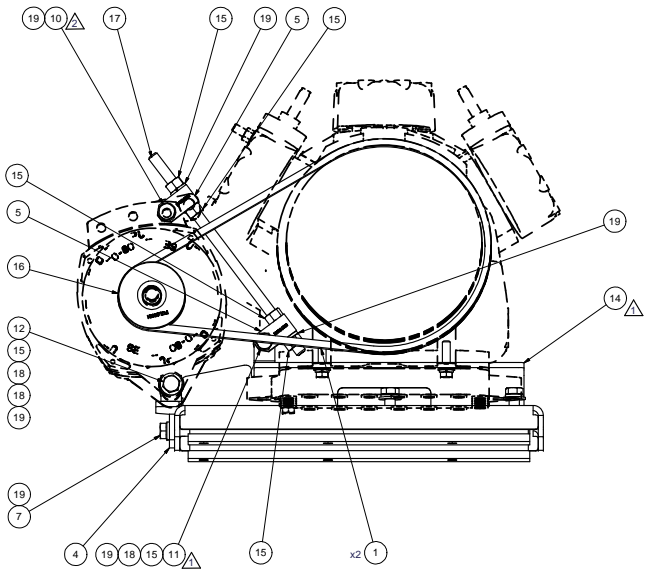
ITEM	QTY	U/M	PART NUMBER	DESCRIPTION
DRAWN: jrodriquez 9/23/2013				
CHECKED: James Stewart 9/23/2013				
RELEASED TO PRODUCTION: 11/06/2016 JRR				
REVISED: 9/23/2013 JRR				
DESCRIPTION: DATE: BY: James Stewart 9/23/2013				
APPROVED: Ron Ingram 9/23/2013				
DATE: Dale Mason 9/23/2013				
BILL OF MATERIALS				
DRAWN: jrodriquez 9/23/2013				
CHECKED: James Stewart 9/23/2013				
RELEASED TO PRODUCTION: 11/06/2016 JRR				
REVISED: 9/23/2013 JRR				
DESCRIPTION: DATE: BY: James Stewart 9/23/2013				
APPROVED: Ron Ingram 9/23/2013				
DATE: Dale Mason 9/23/2013				
TITLE: MT KIT, ISC10, T3RE, O5G, '13				
SIZE: D	DWG NO: KMC84164	REV: 2		
SCALE: 1:1	SHEET 1 OF 1			

2	REMOVED KEC00007	9/23/2017	JRR
1	RELEASED TO PRODUCTION	11/06/2016	JRR
1	RELEASED TO PRODUCTION	9/23/2013	JRR
1	DESCRIPTION: DATE: BY: James Stewart	9/23/2013	GA
THIS DRAWING CONTAINS PROPRIETARY CONFIDENTIAL INFORMATION OWNED BY TRANSARTIC CANADA INC. THE DOCUMENT AND THE INFORMATION IT IS NOT TO BE USED, DISCLOSED OR REPRODUCED WITHOUT EXPRESS WRITTEN PERMISSION OF THE COMPANY.			
UNSPECIFIED TOLERANCES: ANGULAR ± .01			
ONE DECIMAL PLACE (X.0)	± .05	TYP	
TWO DECIMAL PLACES (X.XX)	± .02	TYP	
THREE DECIMAL PLACES (X.XXX)	± .010	TYP	
FRACTIONAL (X/16)	± .005	TYP	
THIRD ANGLE PROJECTION			
DRAWING UNIT OF MEASURE: MM (INCH)			

8 7 6 5 4 3 2 1



ISOMETRIC VIEW



- NOTES:**
- 1) USE SERVICABLE THREADLOCKER ON ALL FASTENERS TO ENGINE COMPONENTS AND TORQUE **ALL** BOLTS TO S.A.E. SPECIFICATIONS.
 - 2) SEE "TRANSARGTIC A/C COMPRESSOR MOUNT INSTALLATION DISCLAIMER".
 - 3) WEIGHT: 49.38 LBS.

ITEM	QTY	U/M	PART NUMBER	DESCRIPTION
19	11	EACH	WLO08000	WASHER, LOCK, 1/2", 8, PLT
18	8	EACH	WFO08000	WASHER, FLAT, 1/2", 8, PLT
17	1	EACH	TRD08120	THREADED, ROD, 1/2-13UNC x 12", 5 PLT
16	1	EACH	PUL03321	PULLEY, ALT, IDLER, 3.25"o, 2A
15	6	EACH	NT008000	NUT, HEX, 1/2-13UNC, 8, PLT
14	1	EACH	KBT84164	KIT, PLATFORM, OS6 W/ ALT, '13
13	1	EACH	CSF08076	CAPSCREW, FH, 1/2-20UNF x .75", ALLOY, PLT
12	1	EACH	BT008653	BOLT, HEX, 1/2-13UNC x 6.50, 8, PLT
11	1	EACH	BT008200	BOLT, HEX, 1/2-13UNC x 2.00, 8, PLT
10	1	EACH	BT008150	BOLT, HEX, 1/2-13UNC x 1.50, 8, PLT
9	2	EACH	BT008126	BOLT, HEX, 1/2-20UNF x 1.25, 8, PLT
8	3	EACH	BT008101	BOLT, HEX, 1/2-20UNF x 1.00, 8, PLT
7	1	EACH	BTP08653	BOLT, HEX, 1/2-13UNC x 6.50, 5, PLT, FT
6	1	EACH	BMZ00043	BKT, MAIN, BASE PL, '13
5	2	EACH	BMT10011	BKT, TENR, BLOCK, OFFSET, 3mm
4	1	EACH	BMN00025	BKT, BACK, PL, SLIDE, IC, RE300
3	2	EACH	BMN00008	VIBRATION ISOLATOR, BAR, 16.50 x 2 x 1.50
1	2	EACH	BELT1145	BELT, A GR, T138mm (44.8")

TRANSARGTIC INC.

KIT, COMPRESSOR, 24V, OS6, '13

DATE: 9/24/2013

SCALE: 1:4

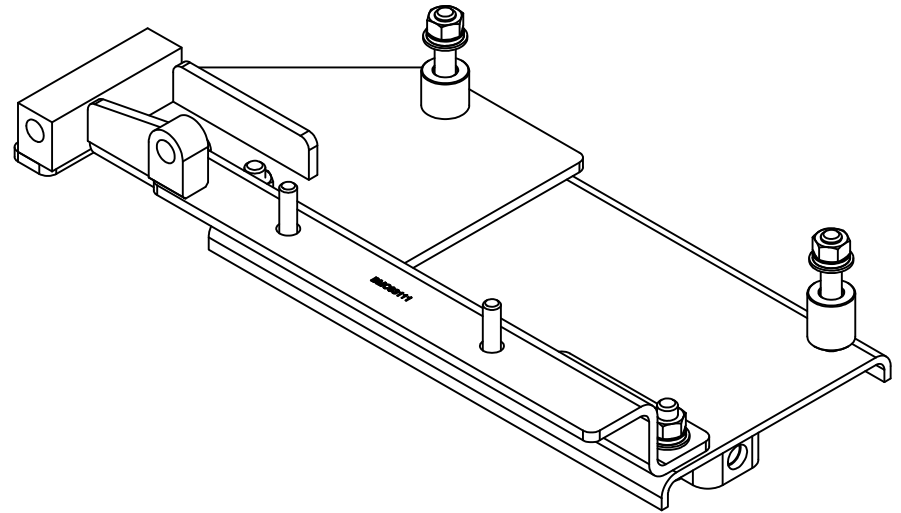
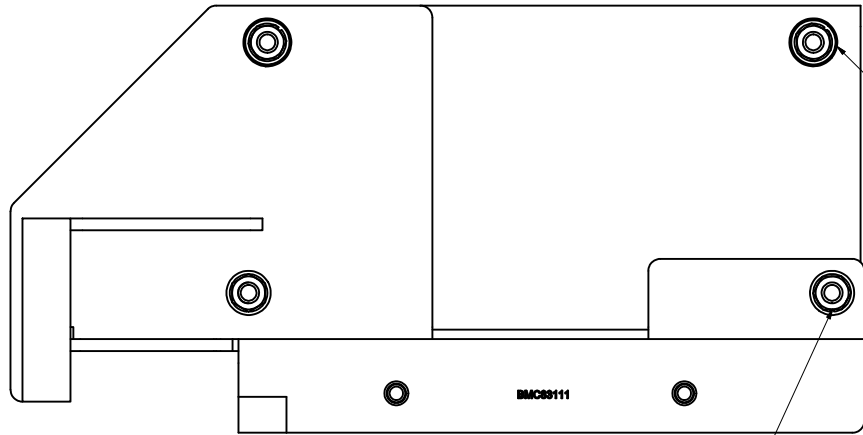
DWG NO: KCB84164

SHEET 1 OF 1

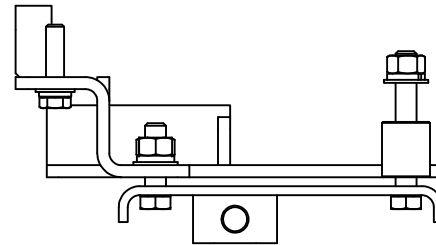
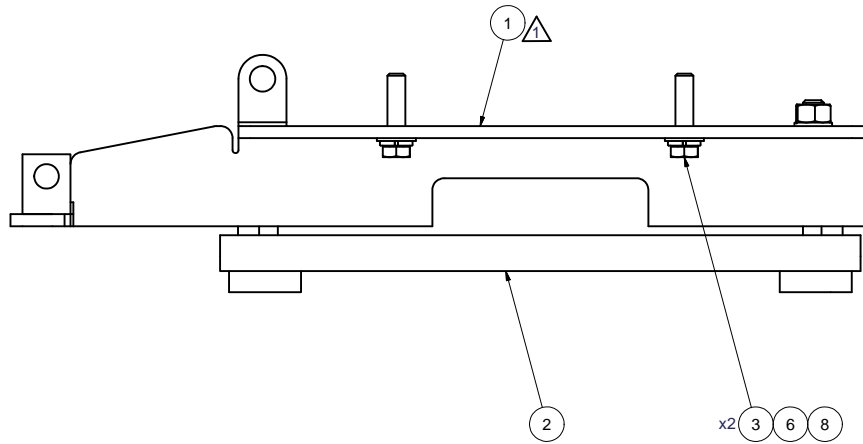
REV	DESCRIPTION	DATE	BY
2	REMOVED BMT10011 & FASTENERS	11/19/2015	JRR
1	REVISED KCB84164	11/19/2015	JRR
0	RELEASED TO PRODUCTION	9/24/2013	JRR
1	APPROVED	9/24/2013	RMG
1	APPROVED	9/24/2013	RMG
1	APPROVED	9/24/2013	RMG

UNSPECIFIED TOLERANCES: ALL DIMS
 DIM DECIMAL PLACE (.XX) .0000
 DIM FRACTIONAL PLACE (1/32) .0000
 DIM FRACTIONAL PLACE (1/64) .0000
 DIM FRACTIONAL PLACE (1/16) .0000

THIRD ANGLE PROJECTION



ISOMETRIC VIEW



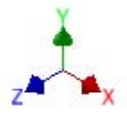

ITEM	QTY	U/M	PART NUMBER	DESCRIPTION
9	4	EACH	WLQ07000	WASHER, LOCK, 7/16", 8, PLT
8	2	EACH	WLQ06000	WASHER, LOCK, 3/8", 8, PLT
7	4	EACH	WFN07000	WASHER, FLAT, 7/16", 2, PLT
6	2	EACH	WFN06000	WASHER, FLAT, 3/8", 2, PLT
5	1	EACH	SCD29213	SPACER, COL, DRL, 29.21mm x 25.4o x 12.7i
4	4	EACH	NTP07000	NUT, HEX, 7/16-14UNC, 5, PLT
3	2	EACH	BTQ06150	BOLT, HEX, 3/8-16UNC, 1.50", 8, PLT
2	1	EACH	BMN80010	BKT, MAIN, SLIDE, ASSY, IC, RE300
1	1	EACH	BMC83111	BKT, WELDM'T, ALT EXTENSION, T3RE, '13

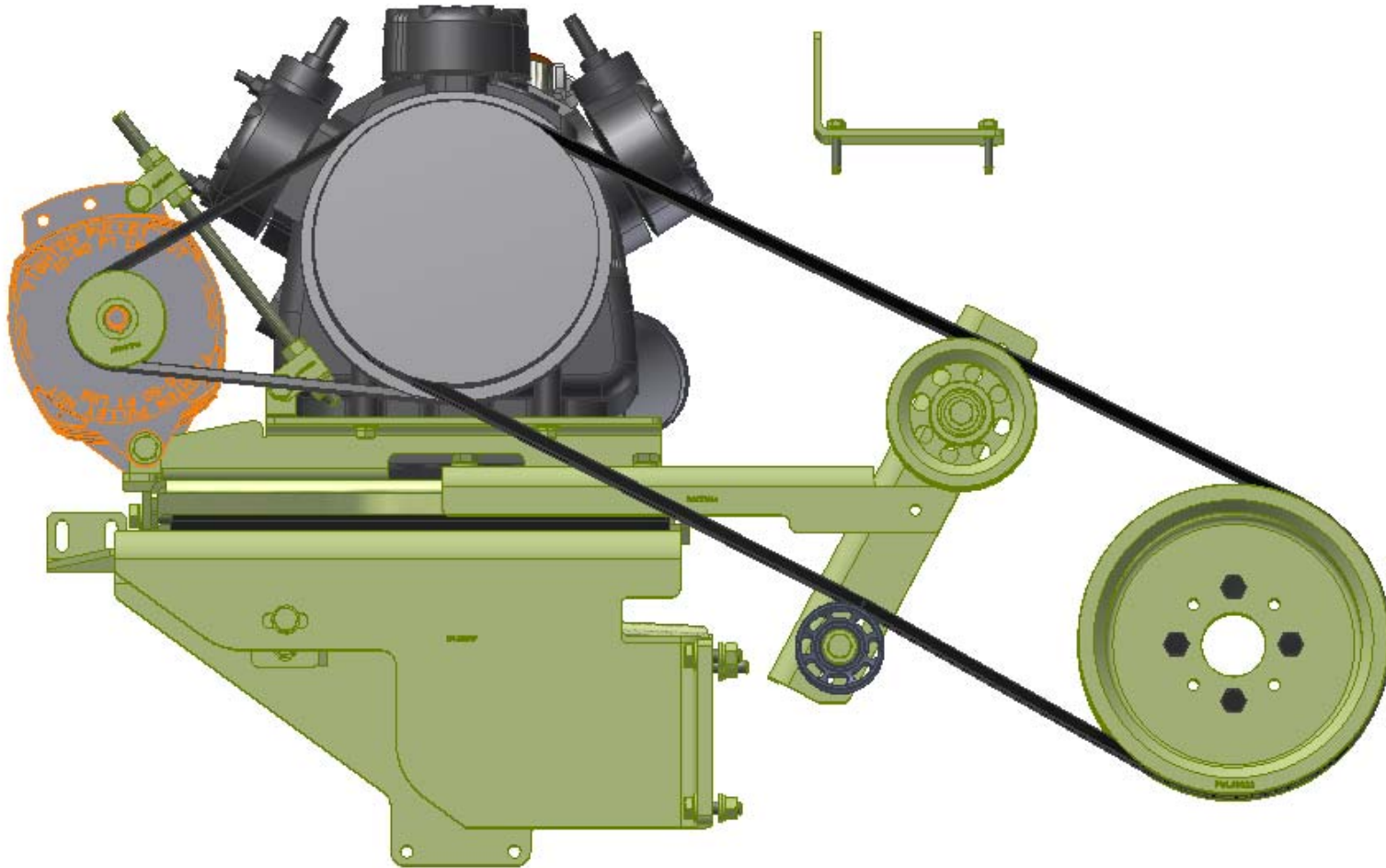

BILL OF MATERIALS



DRAWN jrodriguez	9/25/2013	
CHECKED Val Jakowlew	9/25/2013	
APPROVED Dale Mason	9/25/2013	
MFG Ron Ingram	9/25/2013	
TITLE KIT, PLATFORM, O5G W/ ALT, '13		REV 1
SIZE C		DWG NO KBT84164
DRAWING UNIT OF MEASURE: MM [INCH]		SCALE 1:2
SHEET 1 OF 1		

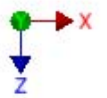

1	REVISED BMC83111	1/19/2015	JRR
0	RELEASED TO PRODUCTION	9/25/2013	JRR
REV/ECN:	DESCRIPTION:	DATE:	BY:
THIS DRAWING CONTAINS PROPRIETARY CONFIDENTIAL INFORMATION OWNED BY TRANSARCTIC CANADA INC. THE DOCUMENT AND THE INFORMATION IN IT ARE NOT TO BE USED, DISCLOSED OR REPRODUCED WITHOUT EXPRESS WRITTEN PERMISSION OF THE COMPANY.			
UNSPECIFIED TOLERANCES: [ALT. DIM.] ONE DECIMAL PLACE (.X) MM [INCH] TWO DECIMAL PLACE (.XX) .25 [.010] THREE DECIMAL PLACE (.XXX) .10 [.005] FRACTIONAL +/- .002" ANGULAR +/- .50°			
THIRD ANGLE PROJECTION			

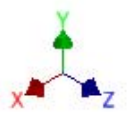
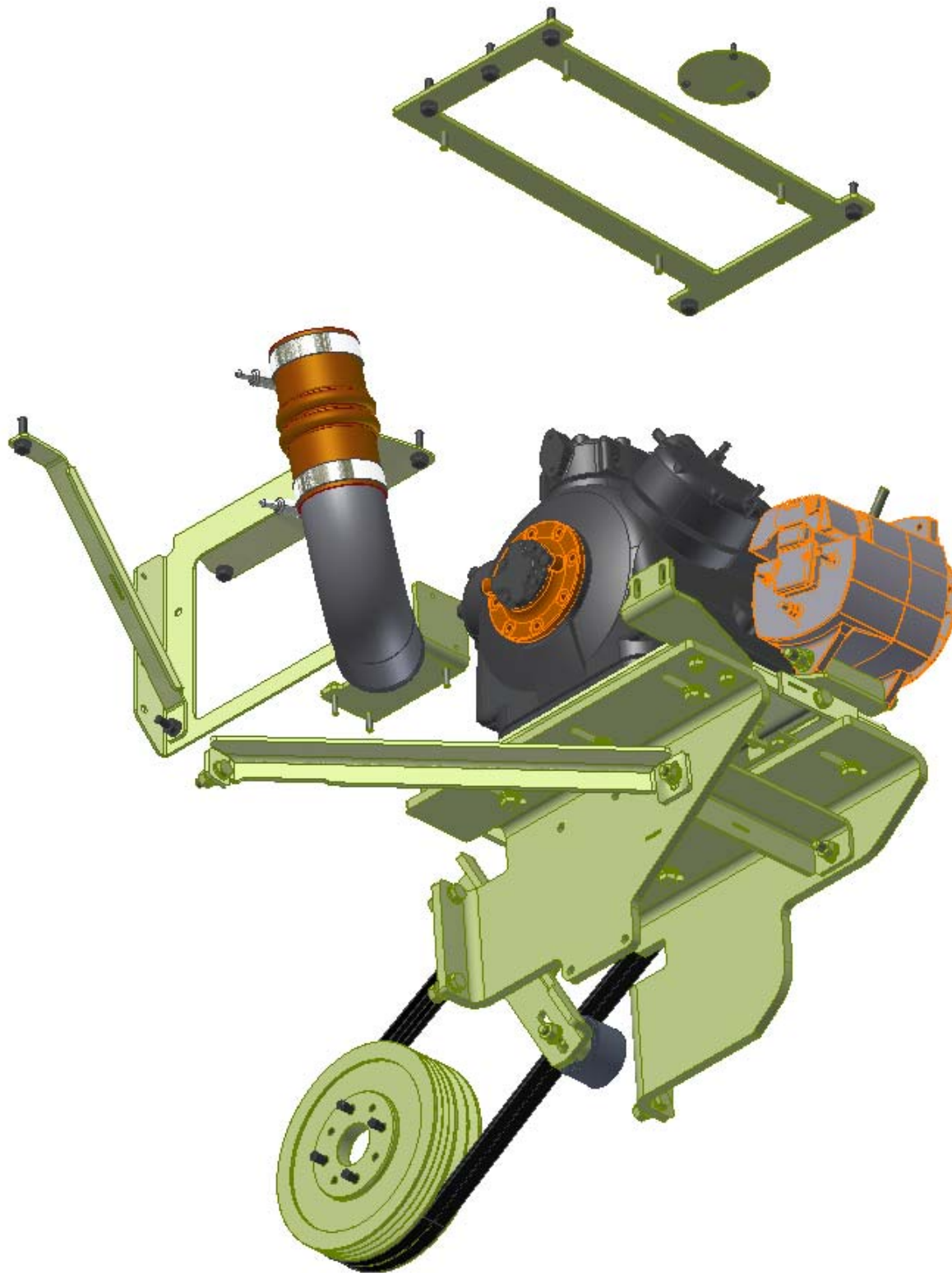
- NOTES:
- 1) USE SERVICABLE THREADLOCKER ON ALL FASTENERS TO ENGINE COMPONENTS AND TORQUE **ALL** BOLTS TO S.A.E. SPECIFICATIONS.
 - 2) SEE "TRANSARCTIC A/C COMPRESSOR MOUNT INSTALLATION DISCLAIMER".
 - 3) WEIGHT: 16.18 LBS.











TransArctic A/C Compressor Mount Installation Disclaimer

All compressor mounts should be installed by qualified and trained personnel using proper tools and equipment in safe working conditions following industry standard guidelines for motor vehicle service and repair.

The installer of any compressor mount purchased from TransArctic must undertake all responsibility of issues arising from that compressor bracket being installed on any vehicle. As well as insure that a **proper and sufficient ground** is established between the compressors' clutches and the vehicle's engine. Mount functionality, operation and durability can all be compromised by an incompetent installation.

Due to the many different situations, parameters and application criteria, which are beyond the compressor mount manufacturer's control, TransArctic does not warrant design, durability, or operational functionality of any compressor mount improperly installed by another party.

With no implied guarantees it is the mount installer's strict responsibility to determine safety and functionality, of the compressor mount, at the time of installation.

Please contact TransArctic with any issue arising from installation so we may better improve the product. If you have any reservations about the compressor mount integrity contact TransArctic immediately at 1-877-COLD-AIR.

Mark OEM tensioner location

Install Kit

Check for Interferences

Check to ensure that the proper OEM tensioner orientation is maintained

Run engine with A/C system engaged for at least 10 minutes to run in belt

Check OEM tensioner orientation and adjust as required

Responsabilidad limitada de TransArctic en la instalación del soporte del compresor

Todos los soportes de los compresores deben ser instalados por personas calificadas y entrenadas, usando para ello los equipos y herramientas necesarios para esta labor en buenas condiciones y según las normas y guías para el servicio y/o reparación de motores de vehículos.

El instalador de los soportes comprados en TransArctic asume toda la responsabilidad de cualquier problema que surja en el soporte del compresor al vehículo; de igual manera es responsable que el cable a tierra sea conectado entre el embrague del compresor y el motor del vehículo.

Se advierte que el buen funcionamiento y la durabilidad del soporte pueden ser comprometidos por defectos en su instalación.

Debido a las diversas situaciones que se puedan presentar fuera del control del fabricante, TransArctic no garantiza el diseño, la durabilidad o el correcto funcionamiento de cualquier equipo inapropiadamente instalado por terceros.

Esta sobreentendido que el Instalador del montaje del compresor es estrictamente responsable de la seguridad y funcionamiento del equipo en el momento de la instalación.

Si tuviera algún problema o duda acerca de la instalación del soporte del compresor pongase en contacto inmediatamente con TransArctic al teléfono 1-877-COLD-AIR de modo que podamos mejorar nuestro producto.

Note la ubicación del medidor de tensión OEM

Instale el equipo

Controlar si hay interferencias.

Asegurese que el medidor de tensión mantenga la orientación justa.

Encienda el motor por lo menos 10 minutos con el sistema A/C enganchado para que la correa corra

Controle la orientación justa del medidor de tensión y ajuste a las condiciones requeridas del fabricante