

# Bill of Materials Listing

TransArctic Canada Inc.

1/21/2010  
Page 1 of 1

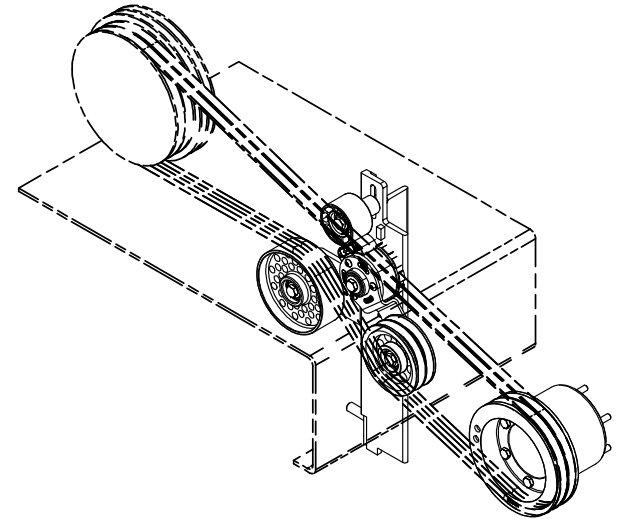
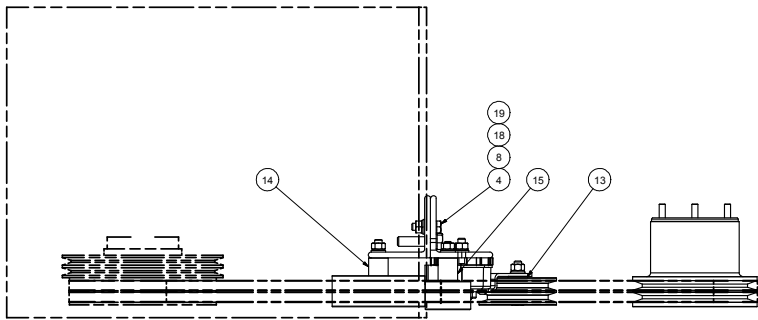
Product Number	Description	Date	Weight	Uof M	Yield
Line    Component Prod#	Description	Bin            Unit	Qty		
<b>KMM64192</b>	<b>Mt Kit, 926, HDX ER, O5G,2B,8" Crank,'07</b>		<b>5/10/2005</b>	<b>61.03</b>	<b>0</b>
20 BMK70044	Bkt, Angle, Vert, Weldmt, HDX, C7		each	1	
30 BMK70049	Bkt, Angle, HOR, HDX, C7		each	1	
40 PUL92602	Pulley, Crank, MBE926, HDX, 2B, 8" dia		each	1	
50 PUA06001	Pulley, Assy, Idler, B/S, 6", Stl, Plt		each	1	
60 PUA05012	Pulley, Assy, Idler,B/BX gr,5", STL,Plt		each	1	
70 PUL80074	Pulley, Idler, B/S, Wide, 76d (89102)		each	1	
80 TEN00003	Tenr, Spring, Un-Direct, 90d, 1/2 x 4.5"		each	1	
90 SLV17012	Sleeve, Pulley, 16.9o x 22.23mm x 12.32i		each	3	
100 SCD12912	Spacer, Col, Drl,12.9 mm x 31.8o x 12.0i		each	1	
110 SCD42512	Spacer, Col, Drl, 42.5mm x 31.8o x 12.0i		each	1	
120 SCD46012	Spacer, Col, Drl, 46mm x 31.8o x 12.0i		each	1	
130 KBM64192	Bag Kit, Fasteners, KMM64192		each	1	

# Bill of Materials Listing

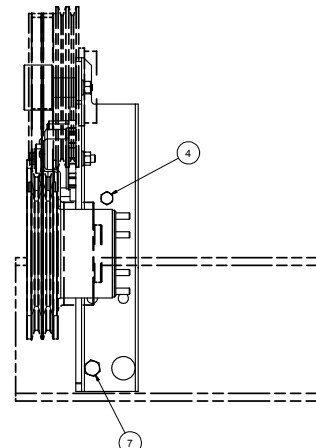
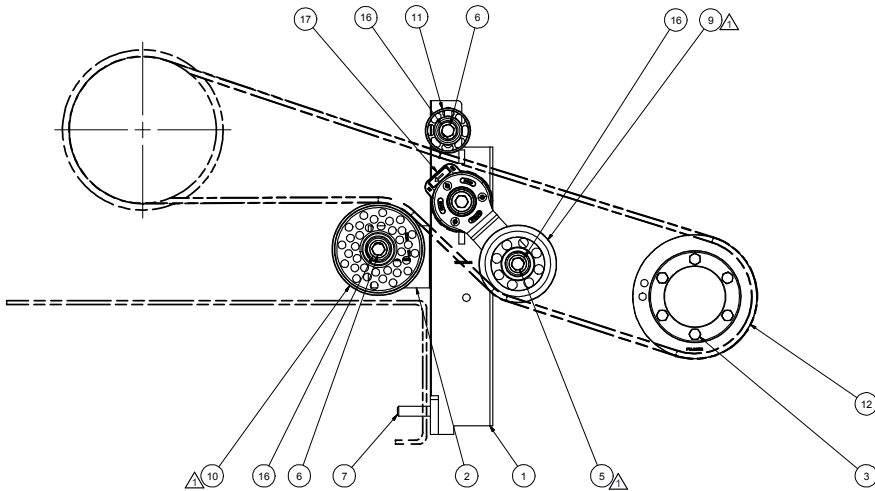
TransArctic Canada Inc.

1/21/2010  
Page 1 of 1

Product Number	Description	Date	Weight	Uof M	Yield
Line    Component    Prod#	Description	Bin                    Unit	Qty		
<b>KBM64192</b>	<b>Bag Kit, Fasteners, KMM64192</b>		<b>5/12/2005</b>	<b>2.79</b>	<b>0</b>
10 BTC12065	Bolt, Hex, 12 x 1.75 x 65mm, 10.9, Plt	each	1		
20 BTC12100	Bolt, Hex, 12 x 1.75 x 100mm, 10.9, Plt	each	3		
30 BTC12040	Bolt, Hex, 12 x 1.75 x 40mm, 10.9,Plt,FT	each	2		
35 BTC10130	Bolt, Hex, 10 x 1.5 x 130mm, 10.9, Plt	each	6		
40 BTQ10250	Bolt, Hex, 5/8-11unc, 2.5", 8. PLT	each	1		
50 NTA12000	Nut, Hex, 12 x 1.75, 8.8, Plt	each	6		
60 WFA12000	Washer, Flat, 12mm, 8.8, Plt	each	6		
70 WLA12000	Washer, Lock, 12mm, 8.8, Plt	each	6		



ISOMETRIC VIEW



NOTES:

- 1) USE SERVICABLE THREADLOCKER ON ALL FASTENERS TO ENGINE COMPONENTS AND TORQUE ALL BOLTS TO S.A.E. SPECIFICATIONS.
- 2) SEE "TRANSARCTIC A/C COMPRESSOR MOUNT INSTALLATION DISCLAIMER".

ITEM	QTY	U/M	PART NUMBER	DESCRIPTION
19	6	EACH	WLA12000	WASHER, LOCK, 12mm, 8.8, PLT
18	6	EACH	WFA12000	WASHER, FLAT, 12mm, 8.8, PLT
17	1	EACH	TEN00003	TENR. SPRING, UN-DIRECT, 90d, 1/2 x 4.5"
16	3	EACH	SLV17012	SLEEVE, PULLEY, 16.90 x 22.23 mm x 12.19i
15	1	EACH	SCD46012	SPACER, COL, DRL, 46mm x 31.80 x 12.0i
14	1	EACH	SCD42512	SPACER, COL, DRL, 42.5mm x 31.80 x 12.0i
13	1	EACH	SCD12912	SPACER, COL, DRL, 12.9 mm x 31.80 x 12.0i
12	1	EACH	PUL92602	PULLEY, CRANK, MBE926, HDX, 2B, 8" DIA
11	1	EACH	PUL80074	PULLEY, IDLER, BACKSIDE, P8, 74D, 46.27W
10	1	EACH	PJA60601	PULLEY, ASSY, IDLER, B/S, 6", STL, PLT
9	1	EACH	PJA05012	PULLEY, ASSY, IDLER, B/BX gr, 5" STL, PLT
8	6	EACH	NTA12000	NUT, HEX, 12 x 1.75, 8.8, PLT
7	1	EACH	BTQ10250	BOLT, HEX, 5/8-11UNC, 2.50", 8, PLT
6	3	EACH	BTC12100	BOLT, HEX, 12 x 1.75 x 100mm, 10.9, PLT
5	1	EACH	BTC12065	BOLT, HEX, 12 x 1.75 x 65mm, 10.9, PLT
4	2	EACH	BTC12040	BOLT, HEX, 12 x 1.75 x 40mm, 10.9, PLT
3	6	EACH	BTC10130	BOLT, HEX, 10 x 1.5 x 130mm, 10.9, PLT
2	1	EACH	BMK70049	BKT, ANGLE, HOR, HDX, C7
1	1	EACH	BMK70044	BKT, ANGLE, VERT, WELDMT, HDX, C7

Bills of Material			
ITEM	QTY	U/M	DESCRIPTION
1	1	EA	MT KIT, 926, HDX ER, 05G, 2B, 8"
2	1	EA	CRANK

1	WAS, PJA05012, PJA05000, 8	1/21/2010	JERR
2	BTC12065		
3	RELEASED TO PRODUCTION	8/22/2007	VAL
4	DESCRIPTION:	DATE:	BY:
5	WFG	8/22/2007	James Stewart
6	APPROVED	8/22/2007	Val Jakowlew
7	APPROVED	8/22/2007	Dale Mason

UNSPECIFIED TOLERANCES:  
 ONE DECIMAL PLACE (10, 20, 30, 50)  
 TWO DECIMAL PLACE (100, 150, 200, 300)  
 FRACTIONS (1/32, 1/16, 1/8, 1/4, 3/8, 1/2, 5/8, 3/4, 7/8)

THIRD ANGLE PROJECTION

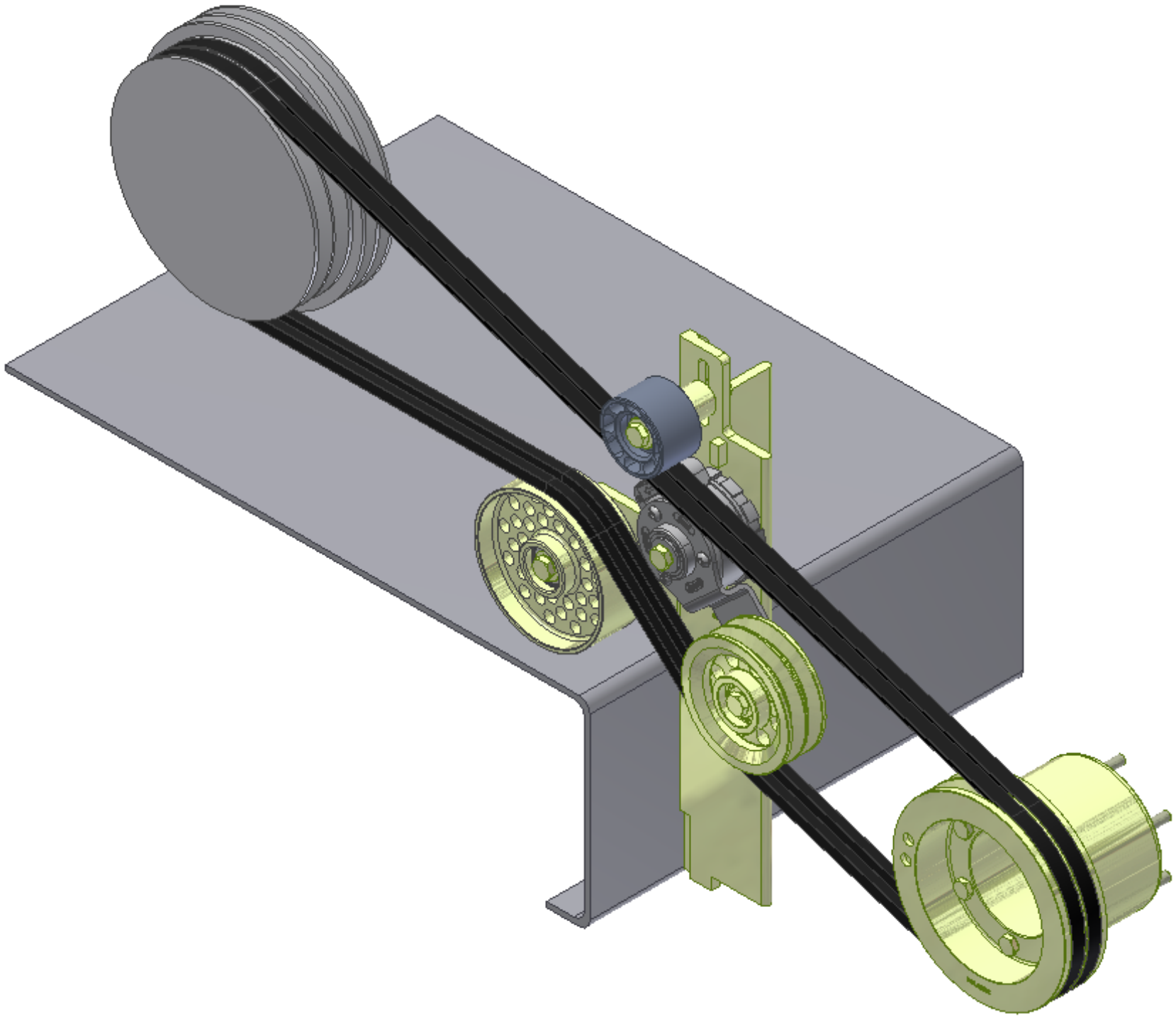
**TRANSARCTIC INC.**

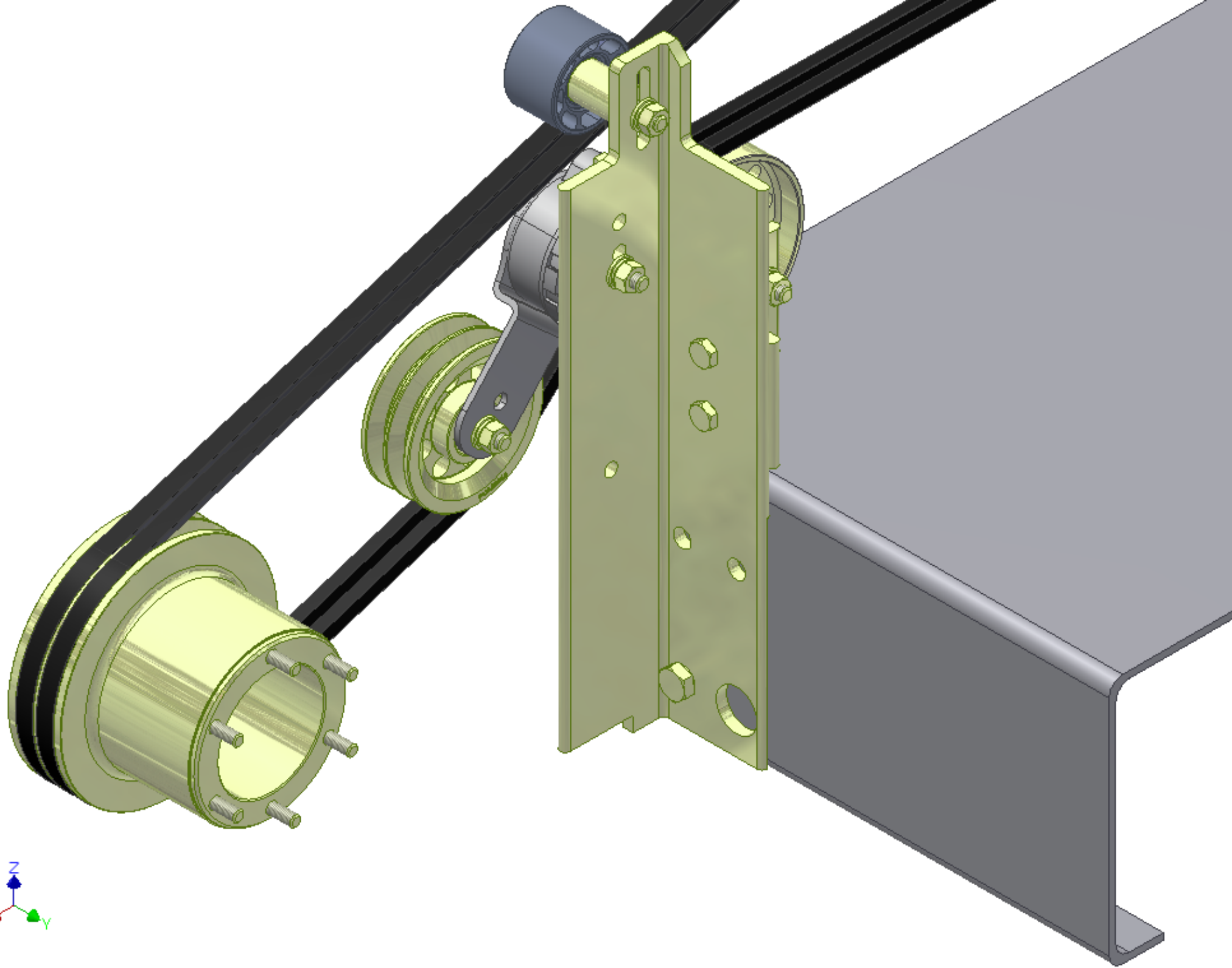
MT KIT, 926, HDX ER, 05G, 2B, 8"  
 CRANK

SIZE DWG NO  
 D KMM64192

SCALE 1:1

SHEET 1 OF 1





## **TransArctic A/C Compressor Mount Installation Disclaimer**

All compressor mounts should be installed by qualified and trained personnel using proper tools and equipment in safe working conditions following industry standard guidelines for motor vehicle service and repair.

The installer of any compressor mount purchased from TransArctic must undertake all responsibility of issues arising from that compressor bracket being installed on any vehicle. As well as insure that a **proper and sufficient ground** is established between the compressors' clutches and the vehicle's engine. Mount functionality, operation and durability can all be compromised by an incompetent installation.

Due to the many different situations, parameters and application criteria, which are beyond the compressor mount manufacturer's control, TransArctic does not warrant design, durability, or operational functionality of any compressor mount improperly installed by another party.

**With no implied guarantees it is the mount installer's strict responsibility to determine safety and functionality, of the compressor mount, at the time of installation.**

Please contact TransArctic with any issue arising from installation so we may better improve the product. If you have any reservations about the compressor mount integrity contact TransArctic immediately at 1-877-COLD-AIR.