

Bill of Materials Listing

TransArctic Canada Inc.

12/19/2005

Page 1 of 1

Product Number		Description	Bin	Date	Weight	Uof M	Yield
Line	Component Prod#	Description		Unit	Qty		
KMK71091		Mt Kit, C7, HDX ER, 1 TM-16, P8		10/3/2005	56.25		0
10	BEL82019	Belt, 8gr, 2019mm (79.5") (5080795)		each	1		
20	BMK70050	Bkt, Main, Hat, Assy, C7, HDX ER, P8		each	1		
30	BMK70023	Bkt, Main, Weldmt, C7, A3RE, P8		each	1		
40	BMK70008	Bkt, Brace, RR, Support, C7, BBRE, P8		each	1		
50	BMK70053	Bkt, Spacer, Pl, C7, HDX, P8		each	1		
60	BMK70054	Bkt, Tie, Pl, C7, HDX, P8		each	1		
70	BMS60001	Bkt, Cradle, Front, TM-16, 3126, P8		each	1		
80	BMS60002	Bkt, Cradle, Rear, TM-16, 3126, P8		each	1		
90	BMK70026	Bkt, Spacer, Pl, C7, 12" Damper, 3/16"Thk		each	1		
100	PUL71008	Pulley, Crank, C7, P8, 8" dia, .5"		each	1		
110	PUL81074	Pulley, Idler, Frontside, P8, 74d (89103)		each	2		
120	PUL80076	Pulley, Idler, Backside, P8, 76d (89062)		each	1		
130	HOR02002	Hose, Rad, 2" ID, 90 deg		each	1		
140	CLP06001	Clamp, Gear, #6, 3/8-3/4 (10-20mm), S		each	2		
150	HOF03860	Hose, Fuel, 3/8" ID x 60"lg.		each	1		
160	TEN80002	Tenr, HD Spring, BackSide, CCW (89200A)		each	1		
170	SPC19010	Spacer, Col, Drl, 19mm x 28.58o x 10.32i		each	3		
180	SLV17010	Sleeve, Pulley, 16.9o x 22.23mm x 10.32i		each	3		
190	SPC28610	Spacer, Col, Drl, 28.6mm x 25.4o x 10.3i		each	1		
200	KBK71091	Bag Kit, Fasteners, KMK71091		each	1		

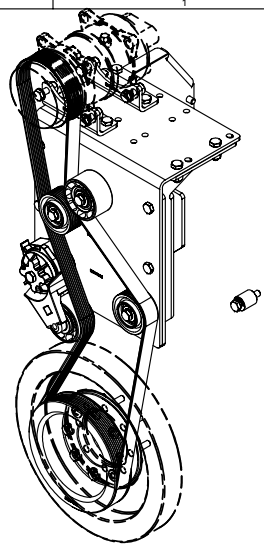
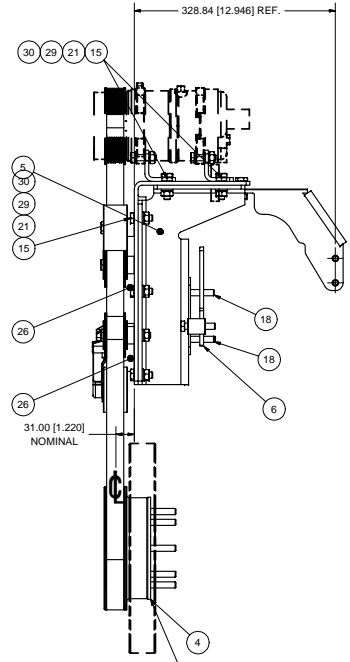
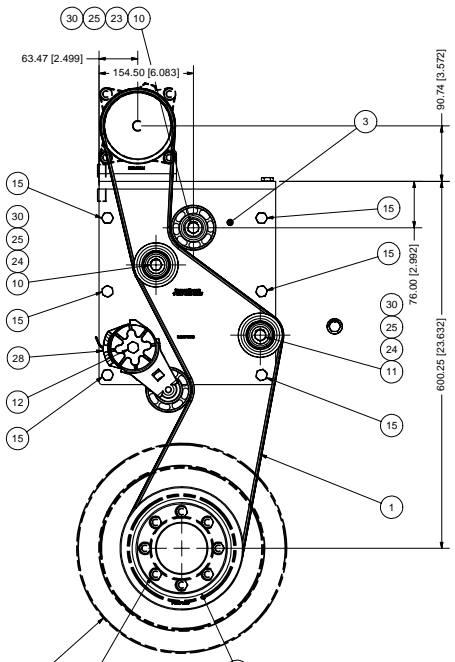
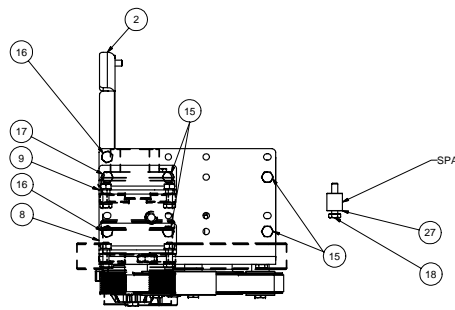
Bill of Materials Listing

TransArctic Canada Inc.

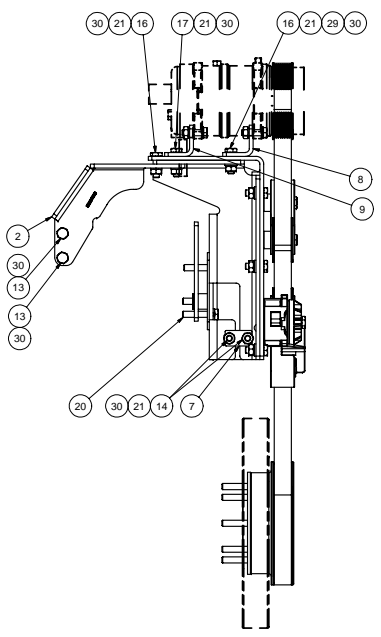
12/19/2005

Page 1 of 1

Product Number		Description	Bin	Date	Weight	Uof M	Yield
Line	Component Prod#	Description		Unit	Qty		
KBK71091		Bag Kit, Fasteners, KMK71091		10/3/2005	3.78		0
10	BTC10065	Bolt, Hex, 10 x 1.5 x 65mm, 10.9, Plt		each	8		
20	BTC10050	Bolt, Hex, 10 x 1.5 x 50mm, 10.9, Plt		each	4		
30	BTC10040	Bolt, Hex, 10 x 1.5 x 40mm, 10.9, Plt		each	1		
40	BTC10035	Bolt, Hex, 10 x 1.5 x 35mm, 10.9, Plt		each	6		
50	BTC10030	Bolt, Hex, 10 x 1.5 x 30mm, 10.9, Plt		each	10		
60	BTC10025	Bolt, Hex, 10 x 1.5 x 25mm, 10.9, Plt		each	2		
70	BTC10020	Bolt, Hex, 10 x 1.5 x 20mm, 10.9, Plt		each	2		
80	BTA10080	Bolt, Hex, 10 x 1.5 x 80mm, 8.8, Plt		each	1		
90	BTA10075	Bolt, Hex, 10 x 1.5 x 75mm, 8.8, Plt		each	1		
100	BTA10070	Bolt, Hex, 10 x 1.5 x 70mm, 8.8, Plt		each	2		
110	CSF10051	Capscrew, FH, 10 x 1.5 x 50mm, 10.9,Plt		each	1		
120	NTA10000	Nut, Hex, 10 x 1.5, 8.8, Plt		each	21		
130	WFA10000	Washer, Flat, 10mm, 8.8, Plt		each	14		
140	WLA10000	Washer, Lock, 10mm, 8.8, Plt		each	29		



ISOMETRIC VIEW



REF: DAMPER Ø342.90 [13.500]
(NORMALLY DOES NOT GET ITEM# 6 INSTALLED.)
CHECK PULLEY ALIGNMENTS.

X 8 PLCS.
-TORQUE BOLTS TO 53 FT* LBS.
- USE (8) EXISTING FLAT WASHERS FOR 13 1/2" DIA. DAMPER.
- REMOVE (8) EXISTING FLAT WASHERS FOR 12" DIA. DAMPER/SPACER PLATE ASSY.

CHECK FOR PULLEY ALIGNMENTS.
AS REQUIRED, REPLACE EXISTING SPACER PLATE WITH THE ONE SUPPLIED. (BMK70026)
(**NOTE: USUALLY ONLY FOR 12" DIA. DAMPER AND/OR 275 HP ENGINES.**)

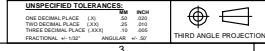
ITEM	QTY	UM	PART NUMBER	DESCRIPTION
30	29	EACH	WLA10000	WASHER, LOCK, 10mm, 8.8, PLT
29	14	EACH	WFA10000	WASHER, FLAT, 10mm, 8.8, PLT
28	1	EACH	TEN80002	TENR, HD SPRING, BACKSIDE, CCW
27	1	EACH	SPC28610	SPACER, COL, DRL, 28.6mm x25.4x10.3i
26	3	EACH	SPC19010	SPACER, COL, DRL, 19.05mm x25.4x10.57i
25	3	EACH	SLV17010	SLEEVE, PULLEY, 16.9x x 22.23mm x 10.32i
24	2	EACH	PUL81074	PULLEY, IDLER, FRONTSIDE, P8, 74d x 39w
23	1	EACH	PUL80076	PULLEY, IDLER, BACKSIDE, P8, 76D, 39W
22	1	EACH	PUL71008	PULLEY, CRANK, C7, P8, 8" DIA., 5"
21	21	EACH	NTA10000	NUT, HEX, 10 x 1.5, 8.8, PLT
20	1	EACH	CSF10051	CAPSCREW, FH, 10 x 1.5 x 50mm, 10.9, PLT
19	8	EACH	BTC10065	BOLT, HEX, 10 x 1.5 x 65mm, 10.9, PLT
18	4	EACH	BTC10050	BOLT, HEX, 10 x 1.5 x 50mm, 10.9, PLT
17	1	EACH	BTC10040	BOLT, HEX, 10 x 1.5 x 40mm, 10.9, PLT
16	6	EACH	BTC10035	BOLT, HEX, 10 x 1.5 x 35mm, 10.9, PLT
15	10	EACH	BTC10030	BOLT, HEX, 10 x 1.5 x 30mm, 10.9, PLT
14	2	EACH	BTC10025	BOLT, HEX, 10 x 1.5 x 25mm, 10.9, PLT
13	2	EACH	BTC10020	BOLT, HEX, 10 x 1.5 x 20mm, 10.9, PLT
12	1	EACH	BTA10080	BOLT, HEX, 10 x 1.5 x 80mm, 8.8, PLT
11	1	EACH	BTA10075	BOLT, HEX, 10 x 1.5 x 75mm, 8.8, PLT
10	2	EACH	BTA10070	BOLT, HEX, 10 x 1.5 x 70mm, 8.8, PLT
9	1	EACH	BMS60002	BKT, CRADLE, REAR, TM-16, 3126, P8
8	1	EACH	BMS60001	BKT, CRADLE, FRONT, TM-16, 3126, P8
7	1	EACH	BMK70054	BKT, TIE, PL, C7, HDX, P8
6	1	EACH	BMK70053	BKT, SPACER, PL, C7, HDX, P8
5	1	EACH	BMK70050	BKT, MAIN, HAT, ASSY, C7, BBRE, P8
4	1	EACH	BMK70026	BKT, SPACER, PL, C7, 12" DAMPER, 3/16" THK
3	1	EACH	BMK70023	BKT, MAIN, WELDMT, C7, BBRE, P8
2	1	EACH	BMK70008	BKT, BRACE, RR, SUPPORT, C7, BBRE, P8
1	1	EACH	BEL82019	BELT, 8 GR, 2019mm (79.5") (5080795)

BILL OF MATERIALS
TRANSARGTIG INC.

DATE:	10/3/2005	VAL	GA
REVISION:	RELEASED TO PRODUCTION	DATE:	10/3/2005
BY:	Ron Ingram	DATE:	10/3/2005
APPROVED:	James Stewart	DATE:	10/3/2005
APPROVED:	Val Jakowlew	DATE:	10/3/2005
APPROVED:	Dale Mason	DATE:	10/3/2005

NOTES:
1) USE SERVICABLE THREADLOCKER ON ALL FASTENERS TO ENGINE COMPONENTS AND TORQUE ALL BOLTS TO S.A.E. SPECIFICATIONS.
2) SEE 'TRANSARGTIC A/C COMPRESSOR MOUNT INSTALLATION DISCLAIMER'.

DRAWN	Val Jakowlew	10/3/2005	TITLE	MT KIT, C7, HDX-ER, 1 TM-16, P8
CHECKED	Ron Ingram	10/3/2005	DATE	
APPROVED	James Stewart	10/3/2005	DATE	
APPROVED	Val Jakowlew	10/3/2005	DATE	
APPROVED	Dale Mason	10/3/2005	DATE	
DRAWING UNIT OF MEASURE	MM [INCH]	SCALE	1:4	SHEET 1 OF 1



TransArctic A/C Compressor Mount Installation Disclaimer

All compressor mounts should be installed by qualified and trained personnel using proper tools and equipment in safe working conditions following industry standard guidelines for motor vehicle service and repair.

The installer of any compressor mount purchased from TransArctic must undertake all responsibility of issues arising from that compressor bracket being installed on any vehicle. Mount functionality, operation and durability can all be compromised by an incompetent installation.

Due to the many different situations, parameters and application criteria, which are beyond the compressor mount manufacturer's control, TransArctic does not warrant design, durability, or operational functionality of any compressor mount improperly installed by another party.

With no implied guarantees it is the mount installer's strict responsibility to determine safety and functionality, of the compressor mount, at the time of installation.

Please contact TransArctic with any issue arising from installation so we may better improve the product. If you have any reservations about the compressor mount integrity contact TransArctic immediately at 1-877-COLD-AIR.