

# Bill of Materials Listing

TransArctic Canada Inc.

2/20/2015  
Page 1 of 1

Product Number		Description	Bin	Date	Weight	Uof M	Yield
Line	Component Prod#	Description		Unit	Qty		
<b>KMC84091</b>		<b>Mt Kit, HDX, ISC, 4xFC, 2B/2A, 24V,'12</b>		<b>12/20/2012</b>	<b>149.83</b>		<b>0</b>
10	BEL32007	Belt, Banded B gr,2007mm (79") (RBX76-2)		each	1		
20	BEL11040	Belt, A gr, 1040mm (41") (17410)		each	2		
30	KAB00001	Kit, Alt, Base, Transit, ADM, '12		each	1		
40	KBB00001	Mt Kit, Platform, Transit, ADM, '12		each	1		
50	KCB03901	Kit, Compressor, 4xFC/ FK40, '12		each	1		
60	KFT00001	Kit, Found'n, HDX, 4xFC, '12		each	1		
70	KPC83004	Kit, Pulley, ISC, 2A/2B, HDX, '12		each	1		

# Bill of Materials Listing

TransArctic Canada Inc.

2/20/2015  
Page 1 of 1

Product Number	Description	Date	Weight	Uof M	Yield
Line    Component    Prod#    Description	Bin	Unit	Qty		
<b>KAB00001</b>	<b>Kit, Alt, Base, Transit, ADM, '12</b>	<b>6/19/2012</b>	<b>3.94</b>		<b>0</b>
5 PAC12110	Pack, Carton, 12" x 11" x 5", 51 ECT	each	1		
15 BMT10011	Bkt, Tenr, Block, Offset, 3mm	each	2		
20 BMZ01032	Bkt, Alt, Block, ADM, '12	each	1		
30 BTQ08100	Bolt, Hex, 1/2-13unc, 1.00", 8, Plt	each	3		
40 BTQ08150	Bolt, Hex, 1/2-13unc, 1.5", 8, Plt	each	2		
50 BTQ08653	Bolt, Hex, 1/2-13unc, 6.5", 8, Plt	each	1		
60 NTQ08000	Nut, Hex, 1/2-13unc, 8, Plt	each	6		
70 PUL03321	Pulley, ALT, Idler, 3.25"d, 2A	each	1		
80 TRD08150	Threaded, Rod, 1/2-13unc x 15", 5, Plt	Eeach	1		
90 WFQ08000	Washer, Flat, 1/2", 8, Plt	each	3		
100 WLQ08000	Washer, Lock, 1/2", 8, Plt	each	8		

# Bill of Materials Listing

TransArctic Canada Inc.

2/20/2015  
Page 1 of 1

Product Number	Description	Date	Weight	Uof M	Yield
Line	Component Prod#	Bin	Unit	Qty	
<b>KBB00001</b>	<b>Mt Kit, Platform, Transit, ADM, '12</b>		<b>6/20/2012</b>	<b>76.04</b>	<b>0</b>
10	BMZ01034		Bkt, Spring, Support Arm, ADM, '12	each	1
20	BMZ01035		Bkt, Main, Pivot, Ass'y, ADM Transit,'12	each	1
30	BMZ01037		Bkt, Fork, Knuckle-Joint, Adm, '12	each	1
40	BMZ01038		Bkt, Main, Base Pl, ADM, '12	each	1
50	BMZ01040		Bkt, Ass'y, THRD Rod, Isolator, ADM, '12	each	1
60	BMZ01041		Shaft Key, 8mm W x 8mm H x 13.7mm Long	each	2
70	BMZ01042		Vibration Isolator, Bar, 9.63 x 2 x 1.50	each	2
80	BMZ01044		Bkt, Cradle, Pivot, Adm Transit, '12	each	1
90	BMZ01047		Bkt, Bar, Slide Nut, ADJ, Trans ADM, '12	each	2
100	BTS08100		Bolt, Grease,Nipple,1/2-13 x 1.0"	each	1
105	FTS04007		Ftg, Grease, Nipple, 1/4-28 UNF-2A,Brass	each	1
110	PIS01010		Shaft, Stl, Grease, ADM Transit, '12	each	1
120	SPR00002		Spring, Comp, R/H, 110 x 50 x 8.4, Red	each	1
130	WFS16001		Washer, Flat, Dbl Step, 17mm, 50mm, Plt	each	1
140	WFS27001		Washer, Flat, Dbl Step, 27mm, 63.5, Plt	each	1
150	KBB00025		Bag Kit, Fasteners, KBB00001	each	1

**NOTE:**

Use Blue "Loctite" on the (4) fasteners to fasten BMZ01034 in place.

# Bill of Materials Listing

TransArctic Canada Inc.

2/20/2015  
Page 1 of 1

Product Number	Description	Date	Weight	Uof M	Yield
Line    Component    Prod#	Description	Bin                    Unit	Qty		
<b>KBB00025</b>	<b>Bag Kit, Fasteners, KBB00001</b>		<b>8/1/2012</b>	<b>3.98</b>	<b>0</b>
5	BTQ08101		Bolt, Hex, 1/2-20unf, 1.00", 8, Plt	each	6
10	BTQ08126		Bolt, Hex, 1/2-20unf, 1.25", 8, Plt	each	6
15	BTQ08100		Bolt, Hex, 1/2-13unc, 1.00", 8, Plt	each	1
20	BTQ08150		Bolt, Hex, 1/2-13unc, 1.5", 8, Plt	each	9
30	BTQ10351		Bolt, Hex, 5/8-18unf, 3.5", 8, PLT	each	1
50	NTQ08000		Nut, Hex, 1/2-13unc, 8, Plt	each	5
60	NTQ10000		Nut, Hex, 5/8-11unc, 8, Plt	each	2
65	NTQ10001		Nut, Hex, 5/8-18unf, 8, Plt	each	1
70	WFS08001		Washer, Flat, 1/2", 8, USS, Plt	each	2
100	WFQ08000		Washer, Flat, 1/2", 8, Plt	each	14
110	WFQ10000		Washer, Flat, 5/8", 8, Plt	each	2
120	WLQ08000		Washer, Lock, 1/2", 8, Plt	each	23
130	WLQ10000		Washer, Lock, 5/8", 8, Plt	each	2

# Bill of Materials Listing

TransArctic Canada Inc.

2/20/2015  
Page 1 of 1

Product Number	Description	Date	Weight	Uof M	Yield
Line    Component    Prod#	Description	Bin            Unit	Qty		
<b>KCB03901</b>	<b>Kit, Compressor, 4xFC/ FK40, '12</b>		<b>10/2/2012</b>	<b>0.99</b>	<b>0</b>
10	BTQ08250		Bolt, Hex, 1/2-13unc, 2.5", 8, Plt	each	4
20	NTQ08000		Nut, Hex, 1/2-13unc, 8, Plt	each	4
30	WFQ08000		Washer, Flat, 1/2", 8, Plt	each	4
40	WLQ08000		Washer, Lock, 1/2", 8, Plt	each	4

# Bill of Materials Listing

TransArctic Canada Inc.

2/20/2015  
Page 1 of 1

Product Number	Description	Date	Weight	Uof M	Yield
Line    Component    Prod#	Description	Bin                    Unit	Qty		
<b>KFT00001</b>	<b>Kit, Found'n, HDX, 4xFC, '12</b>		<b>8/20/2012</b>	<b>49.16</b>	<b>0</b>
10	BMZ01053	Bkt, Weldm't, Platform box,HDX, ISC, '12	each	1	
20	BMZ01058	Bkt, Knuckle-Joint, Support,TH, HDX, '12	each	1	
30	BMZ01059	Bkt, Slide, Block, TH, HDX, '12	each	1	
40	BMZ01061	Bkt, Adapter, Spacer PI, TH, HDX, '12	each	2	
50	KTT00002	Kit, Tensioner Bracket,Ass'y,TH,HDX, '12	each	1	
60	KBT00003	Bag Kit, Fasteners, KFT00001	each	1	

# Bill of Materials Listing

TransArctic Canada Inc.

2/20/2015  
Page 1 of 1

Product Number		Description	Bin	Date	Weight	Uof M	Yield
Line	Component Prod#	Description		Unit	Qty		
<b>KBT00003</b>		<b>Bag Kit, Fasteners, KFT00001</b>		<b>10/25/2012</b>	<b>1.10</b>		<b>0</b>
10	BTQ06175	Bolt, Hex, 3/8-16unc, 1.75", 8, Plt		each	9		
20	NTQ06000	Nut, Hex, 3/8-16unc, 8, Plt		each	9		
30	WFN06000	Washer, Flat, 3/8", 2, Plt		each	18		
40	WLQ06000	Washer, Lock, 3/8", 8, Plt		each	9		

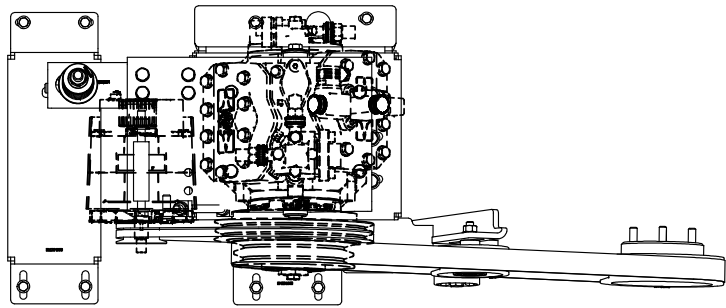
# Bill of Materials Listing

TransArctic Canada Inc.

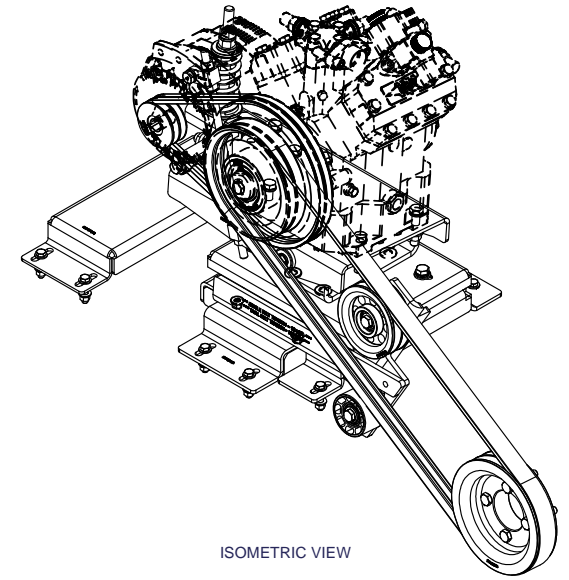
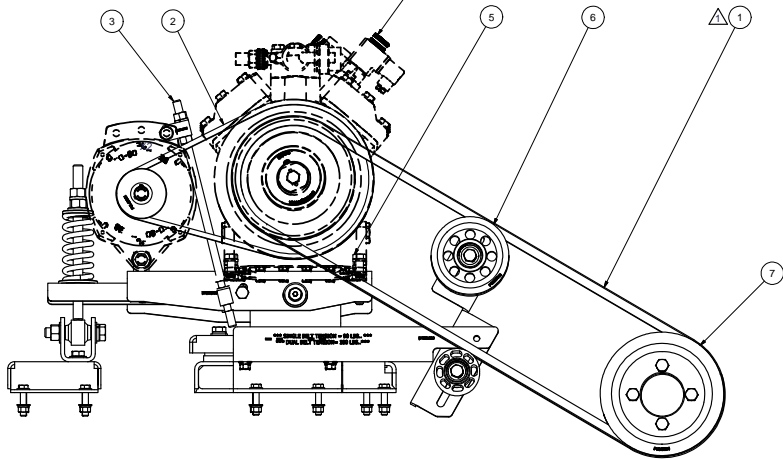
2/20/2015  
Page 1 of 1

Product Number	Description	Date	Weight	Uof M	Yield
Line    Component    Prod#	Description	Bin                    Unit	Qty		
<b>KPC83004</b>	<b>Kit, Pulley, ISC, 2A/2B, HDX, '12</b>		<b>10/19/2007</b>	<b>17.34</b>	<b>0</b>
10	PUL83004		each	1	
20	BTC12060		each	4	

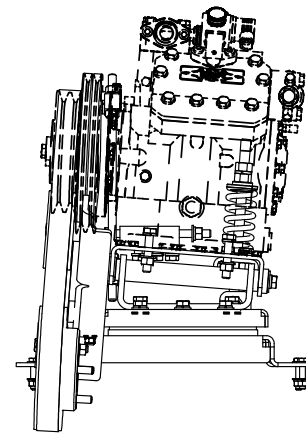




NOTE:  
SHOWING COMPRESSOR  
4xFCY OR  
FK40 xxx  
AS REFERENCE.



ISOMETRIC VIEW



NOTES:  
1) USE SERVICABLE THREADLOCKER ON ALL FASTENERS TO ENGINE COMPONENTS AND TORQUE ALL BOLTS TO S.A.E. SPECIFICATIONS.  
2) SEE 'TRANSARGTIC A/C COMPRESSOR MOUNT INSTALLATION DISCLAIMER'.

ITEM	QTY	U/M	PART NUMBER	DESCRIPTION
7	1	EACH	KPC83004	KIT, PULLEY, ISC, 2A/2B, HDX, '12
6	1	EACH	KFT00001	KIT, FOUND'N, HDX, 4xFC, '12
5	1	EACH	KCB03901	MT KIT, COMP, 4xFC/FK40, '12
4	1	EACH	KBB00001	MT KIT, PLATFORM, TRANSIT, ADM, '12
3	1	EACH	KAB00001	ALT. KIT, BASE, TRANSIT, ADM, '12
2	2	EACH	BELL11040	BELT, A GR, 1040mm (41") (17410)
1	1	EACH	BEL32007	BELT, BANDED B GR, 2007mm (79") (RBX76-2)

BILL OF MATERIALS

DRAWN jrodriquez	12/19/2012	
CHECKED		
DATE: 11/5/2012	BY: Vaj Jakovlew	
DATE: 11/5/2012	BY: James Stewart	
DATE: 11/5/2012	BY: Ron Ingram	TITLE MT KIT, HDX, ISC, 4xFC, 2B/A, 24V, '12
DATE: 11/5/2012	BY: Dale Mason	APPROVED
DATE: 11/5/2012	BY: Dale Mason	APPROVED

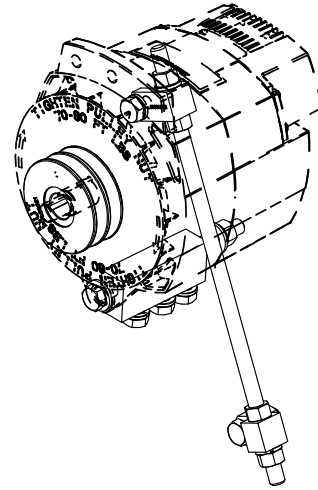
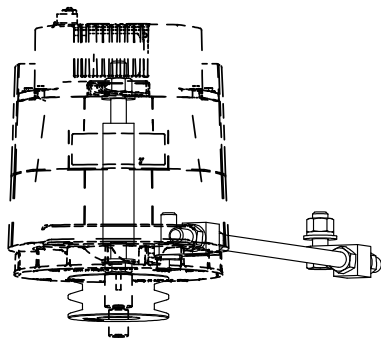
1	WAS P/N# BEL22007	4/16/2015	JRR
0	RELEASED TO PRODUCTION	12/20/2012	JRR
REV	DESCRIPTION	DATE	BY
1			JRR

THIS DRAWING CONTAINS PROPRIETARY CONFIDENTIAL INFORMATION OWNED BY TRANSARGTIC CANADA INC. THE DOCUMENT AND THE INFORMATION IT IS NOT TO BE USED, DISCLOSED OR REPRODUCED WITHOUT EXPRESS WRITTEN PERMISSION OF THE COMPANY.

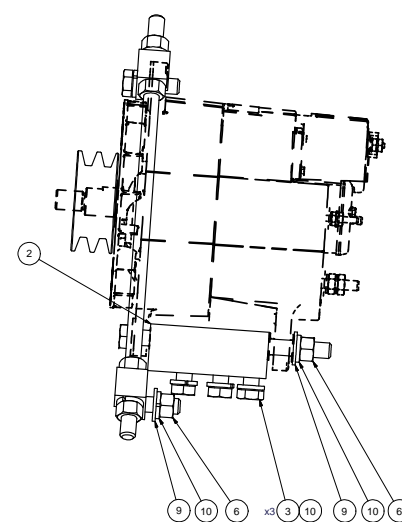
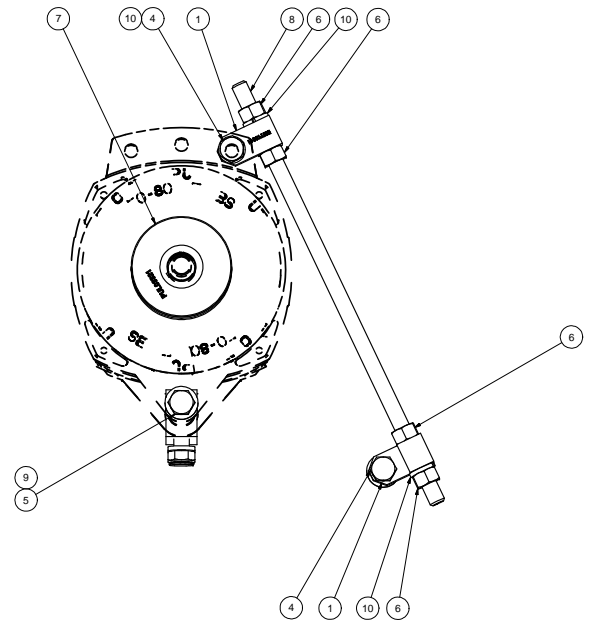
UNSPECIFIED TOLERANCES:	ALL DIMS	FRACTIONAL	±.005
ONE DECIMAL PLACE	±.01	ANGULAR	±.05
TWO DECIMAL PLACE	±.002		
THREE DECIMAL PLACE	±.0005		

THIRD ANGLE PROJECTION

DWG NO	REV
KMC84091	1
SCALE 1:2	SHEET 1 OF 1



ISOMETRIC VIEW



**NOTES:**

- 1) USE SERVICABLE THREADLOCKER ON ALL FASTENERS TO ENGINE COMPONENTS AND TORQUE **ALL** BOLTS TO S.A.E. SPECIFICATIONS.
- 2) SEE "TRANSARCTIC A/C COMPRESSOR MOUNT INSTALLATION DISCLAIMER".

ITEM	QTY	U/M	PART NUMBER	DESCRIPTION
10	8	EACH	WLO08000	WASHER, LOCK, 1/2", 8, PLT
9	3	EACH	WFO08000	WASHER, FLAT, 1/2", 8, PLT
8	1	EACH	TRD08150	THREADED, ROD, 1/2-13UNC x 15", 5 PLT
7	1	EACH	PUL03221	PULLEY, ALT, IDLER, 3.25"o, 2A
6	6	EACH	NTQ08000	NUT, HEX, 1/2-13UNC, 8, PLT
5	1	EACH	BTQ08653	BOLT, HEX, 1/2-13UNC x 6.50, 8, PLT, FT
4	2	EACH	BTQ08150	BOLT, HEX, 1/2-13UNC x 1.50, 8, PLT
3	3	EACH	BTQ08100	BOLT, HEX, 1/2-13UNC x 1.00, 8, PLT
2	1	EACH	BMZ01032	BKT, ALT, BLOCK, ADM, 12
1	2	EACH	BMT10011	BKT, TENR, BLOCK, OFFSET, 3mm

**TRANSARCTIC INC.**

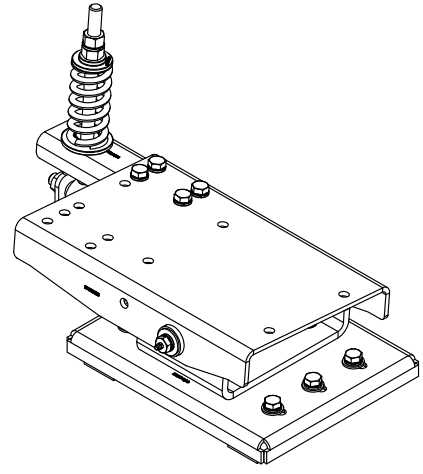
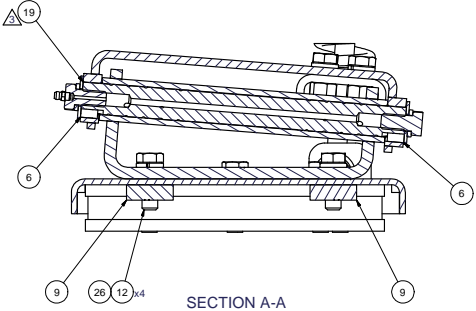
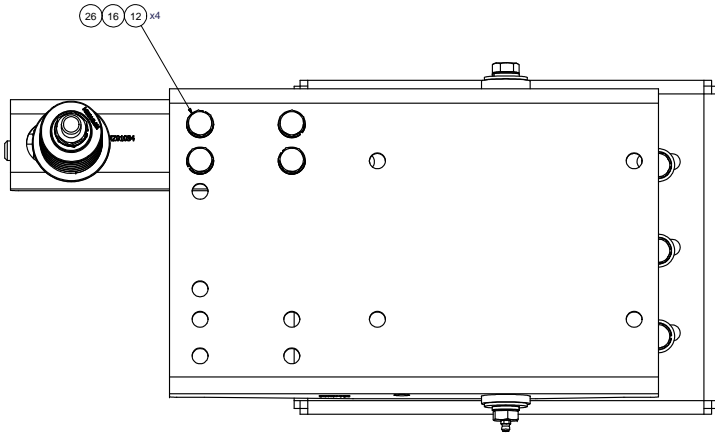
DRAWN: jrodriquez		11/10/2011	TITLE
CHECKED: Val Jakowlew		11/10/2011	ALT, KIT, BASE, TRANSIT, ADM, '12
REV	DESCRIPTION	DATE	BY
0	RELEASED TO PRODUCTION	11/10/2011	JRM
1		11/10/2011	James Stewart
2		11/10/2011	Ron Ingram
3		11/10/2011	Dale Mason

THIS DRAWING CONTAINS PROPRIETARY CONFIDENTIAL INFORMATION OWNED BY TRANSARCTIC CANADA INC. THE DOCUMENT AND THE INFORMATION IT IS NOT TO BE USED, DISCLOSED OR REPRODUCED WITHOUT EXPRESS WRITTEN PERMISSION OF THE COMPANY.

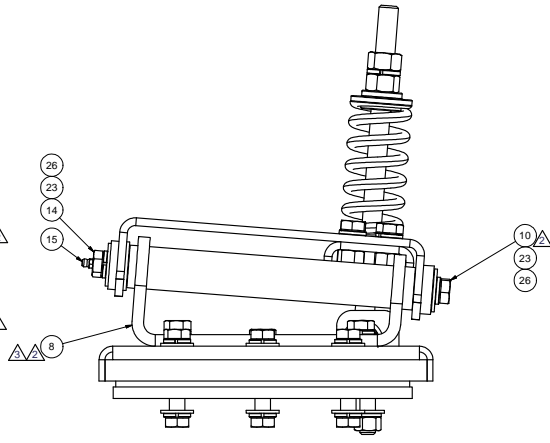
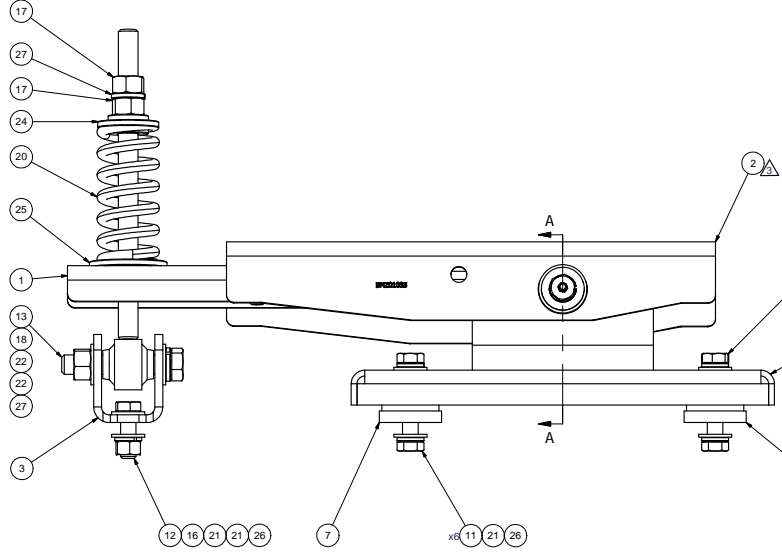
UNSPECIFIED TOLERANCES:			
ONE DECIMAL PLACE (X0.1)	0.1	ANGULAR	± 0.5°
TWO DECIMAL PLACE (X0.01)	0.01	THIRD ANGLE PROJECTION	
THREE DECIMAL PLACE (X0.001)	0.001		
FRACTIONAL (X1/32)	1/32		

DRAWING UNIT OF MEASURE:	MM (INCH)
SCALE:	1:2
SHEET:	1 OF 1

8 7 6 5 4 3 2 1



ISOMETRIC VIEW  
SCALE 1/3



ITEM	QTY	U/M	PART NUMBER	DESCRIPTION
27	2	EACH	WLO10000	WASHER, LOCK, 5/8", 8, PLT
26	23	EACH	WLO8000	WASHER, LOCK, 1/2", 8, PLT
25	1	EACH	WFS27001	WASHER, FLAT, DBL STEP, 28mm, 63.5, PLT
24	1	EACH	WFS16001	WASHER, FLAT, DBL STEP, 16mm, 50mm, PLT
23	2	EACH	WFS08001	WASHER, FLAT, 1/2", 8, USS, PLT
22	2	EACH	WFO10000	WASHER, FLAT, 5/8", 8, PLT
21	14	EACH	WFO8000	WASHER, FLAT, 1/2", 8, PLT
20	1	EACH	SFRO002	SPRING, COMP, RH, 110 x 50 x 8.4, RED
19	1	EACH	PISO1010	PIPE, STL, GREASE, ADM TRANSIT, '12
18	1	EACH	NTI01000	NUT, HEX, 5/8-11UNC, 8, PLT
17	2	EACH	NTI0000	NUT, HEX, 5/8-11UNC, 8, PLT
16	5	EACH	NTO8000	NUT, HEX, 1/2-13UNC, 8, PLT
15	1	EACH	FTS04007	FTG, GREASE, NIPPLE, 1/4-28 UNF-2A, BRASS
14	1	EACH	BTS08100	BOLT, GREASE, NIPPLE, 1/2-13 x 1.00"
13	1	EACH	BTO10351	BOLT, HEX, 5/8-18UNC x 3.50, 8, PLT
12	9	EACH	BTO8150	BOLT, HEX, 1/2-13UNC x 1.50, 8, PLT
11	12	EACH	BTO8126	BOLT, HEX, 1/2-20UNC x 1.25, 8, PLT
10	1	EACH	BTO8100	BOLT, HEX, 1/2-13UNC x 1.00, 8, PLT
9	2	EACH	BMZ01047	BKT, BAR, SLIDE NUT, ADJ, TRANS ADM, '12
8	1	EACH	BMZ01044	BKT, ASSY, CRADLE, PIVOT, ADM TRANSIT, '12
7	2	EACH	BMZ01042	VIBRATION ISOLATOR, BAR, 9.63 x 2 x 1.50
6	2	EACH	BMZ01041	SHAFT KEY, 8mm WIDE x 7mm HIGH x 13.7mm LONG
5	1	EACH	BMZ01040	BKT, ASSY, THRD ROD, ISOLATOR, ADM, '12
4	1	EACH	BMZ01038	BKT, MAIN, BASE PL, ADM, '12
3	1	EACH	BMZ01037	BKT, FORK, KNUCKLE-JOINT, ADM, '12
2	1	EACH	BMZ01035	BKT, MAIN, PIVOT, ASSY, ADM TRANSIT, '12
1	1	EACH	BMZ01034	BKT, SPRING, SUPPORT ARM, ADM, '12

**TRANSARGTIG INC.**

REV	DESCRIPTION	DATE	BY
3	REVISED BMZ01038 44 & PISO1010	10/15/2012	JRR
2	REVISED BMZ01038 44 & PISO1010	01/16/2012	JRR
1	GENERAL REVISION	03/02/12	JRR
0	RELEASED TO PRODUCTION	7/3/2012	JRR

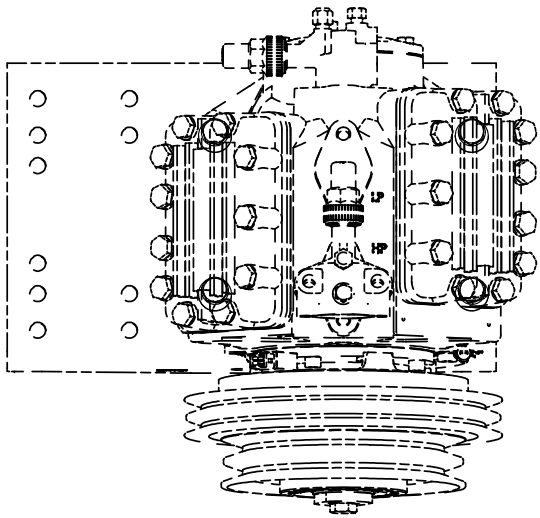
DRAWN: JRodriguez 7/3/2012  
 CHECKED: Val Jakowlew 7/3/2012  
 BY: James Stewart 7/3/2012  
 APPROVED: Ron Ingram 7/3/2012  
 DATE: Dale Mason 7/3/2012

**NOTES:**  
 1) USE SERVICABLE THREADLOCKER ON ALL FASTENERS TO ENGINE COMPONENTS AND TORQUE ALL BOLTS TO S.A.E. SPECIFICATIONS.  
 2) SEE 'TRANSARGTIG A/C COMPRESSOR MOUNT INSTALLATION DISCLAIMER'.

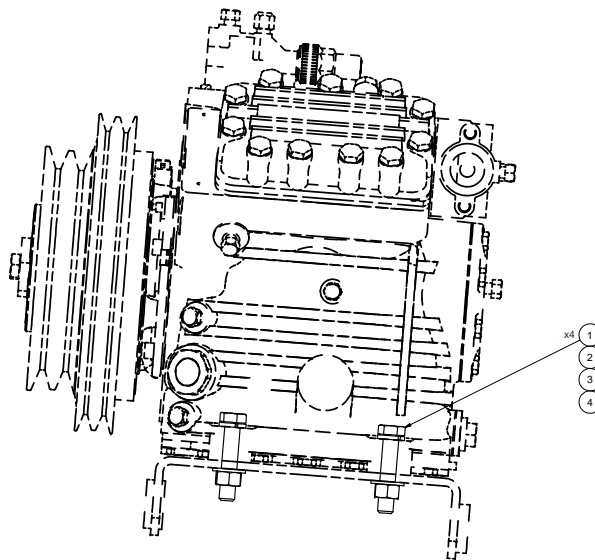
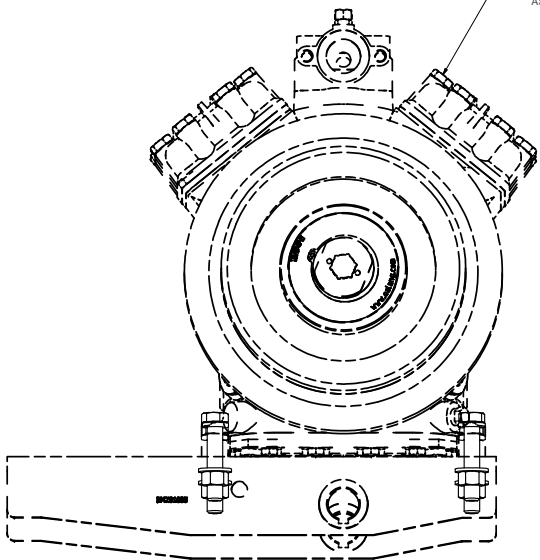
UNSPECIFIED TOLERANCES: ALL DIMS  
 DIM DECIMAL PLACE (.XX) .00 .010  
 DIM FRACTIONAL PLACE (X/XX) .00 .000  
 DIM FRACTIONAL PLACE (X/XX) .00 .000  
 DIM FRACTIONAL PLACE (X/XX) .00 .000

THIRD ANGLE PROJECTION  
 DRAWING UNIT OF MEASURE: MM (INCH)  
 SCALE: 1:2  
 DWG NO: KBB00001  
 REV: 3  
 SHEET 1 OF 1

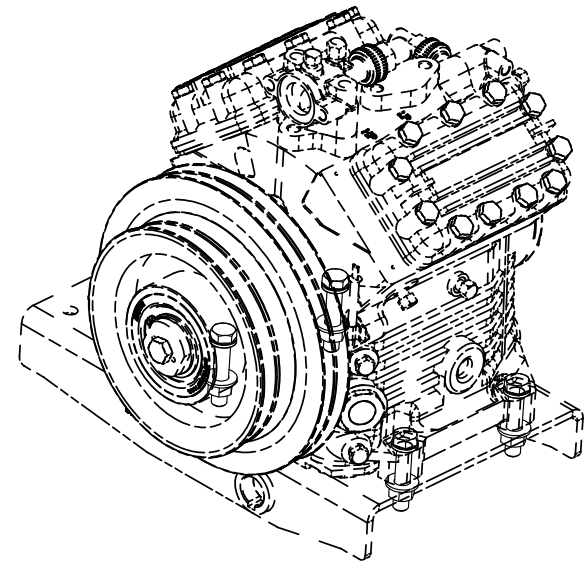
8 7 6 5 4 3 2 1



NOTE:  
SHOWING COMPRESSOR  
4x FCY OR  
FK40 xxx  
AS REFERENCE.



- 1
- 2
- 3
- 4



ISOMETRIC VIEW

NOTES:  
1) USE SERVICABLE THREADLOCKER ON ALL FASTENERS TO ENGINE COMPONENTS AND TORQUE ALL BOLTS TO S.A.E. SPECIFICATIONS.  
2) SEE 'TRANSARCTIC A/C COMPRESSOR MOUNT INSTALLATION DISCLAIMER'.

ITEM	QTY	U/M	PART NUMBER	DESCRIPTION
4	4	EACH	WLO08000	WASHER, LOCK, 1/2", 8, PLT
3	4	EACH	WFO08000	WASHER, FLAT, 1/2", 8, PLT
2	4	EACH	INT008000	NUT, HEX, 1/2-13UNC, 8, PLT
1	4	EACH	BT008250	BOLT, HEX, 1/2-13UNC X 2.50, 8, PLT

BILL OF MATERIALS  
**TRANSARCTIC INC.**

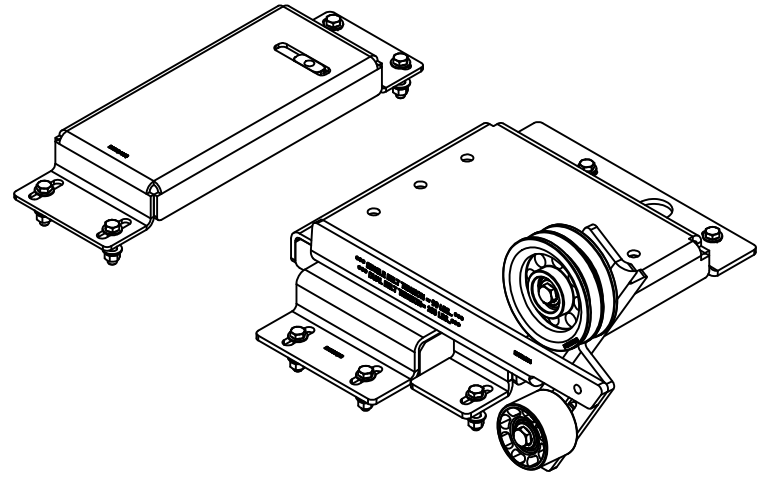
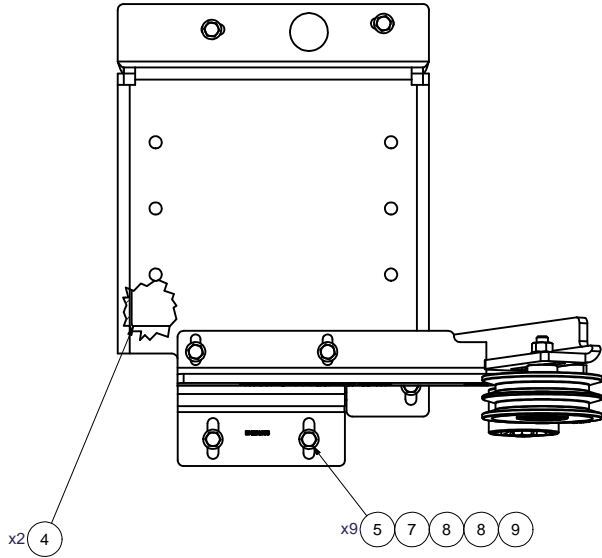
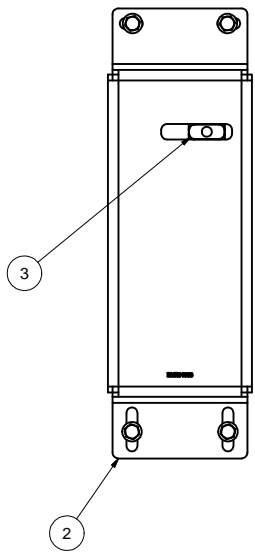
0	RELEASED TO PRODUCTION	11/2/2012	BRK	James Stewart
REV	ECN	DESCRIPTION	DATE	BY
				James Stewart
				MFG
				Ron Ingram
				APPROVED
				Date Mason
				11/2/2012

DRAWN jrodriquez		11/2/2012	TITLE	<b>TRANSARCTIC INC.</b>
CHECKED James Stewart		11/2/2012		
APPROVED Ron Ingram		11/2/2012	TITLE	KIT, COMPRESSOR, 4xFC/ FK40, '12
DATE Date Mason		11/2/2012	DATE	
SIZE	D	DWG NO	KCB03901	REV
SCALE	1:1	DRAWING UNIT OF MEASURE	MM (INCH)	0
SHEET		1	OF	1

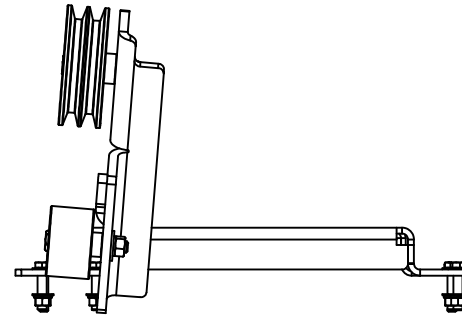
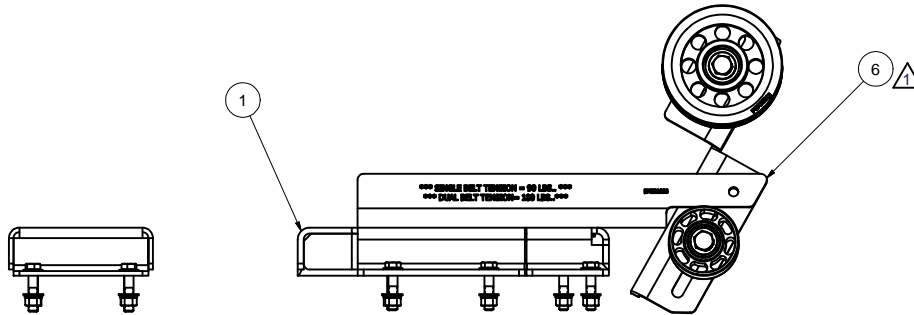
UNSPECIFIED TOLERANCES: ALL DIMS  
ONE DECIMAL PLACE (X1) .05 (FRACTIONAL)  
TWO DECIMAL PLACE (X2) .02 (FRACTIONAL)  
THREE DECIMAL PLACE (X3) .01 (FRACTIONAL)  
FRACTIONAL: 1/16" ANGULAR: ± .25°



THIRD ANGLE PROJECTION  
DRAWING UNIT OF MEASURE: MM (INCH)



ISOMETRIC VIEW



ITEM	QTY	U/M	PART NUMBER	DESCRIPTION
9	9	EACH	WLQ06000	WASHER, LOCK, 3/8", 8, PLT
8	18	EACH	WFN06000	WASHER, FLAT, 3/8", 2, PLT
7	9	EACH	NTQ06000	NUT, HEX, 3/8-16UNC, 8, PLT
6	1	EACH	KTT00002	KIT, TENSIONER BRACKET, ASS'Y, TH, HDX, '12
5	9	EACH	BTQ06175	BOLT, HEX, 3/8-16UNC, 1.75", 8, PLT
4	2	EACH	BMZ01061	BKT, ADAPTER, SPACER PL, TH, HDX, '12
3	1	EACH	BMZ01059	BKT, SLIDE, BLOCK, TH, HDX, '13
2	1	EACH	BMZ01058	BKT, MAIN, BASE PL, ADM, '12
1	1	EACH	BMZ01053	BKT, WELD'T, PLATFORM BOX, TH, HDX, '12

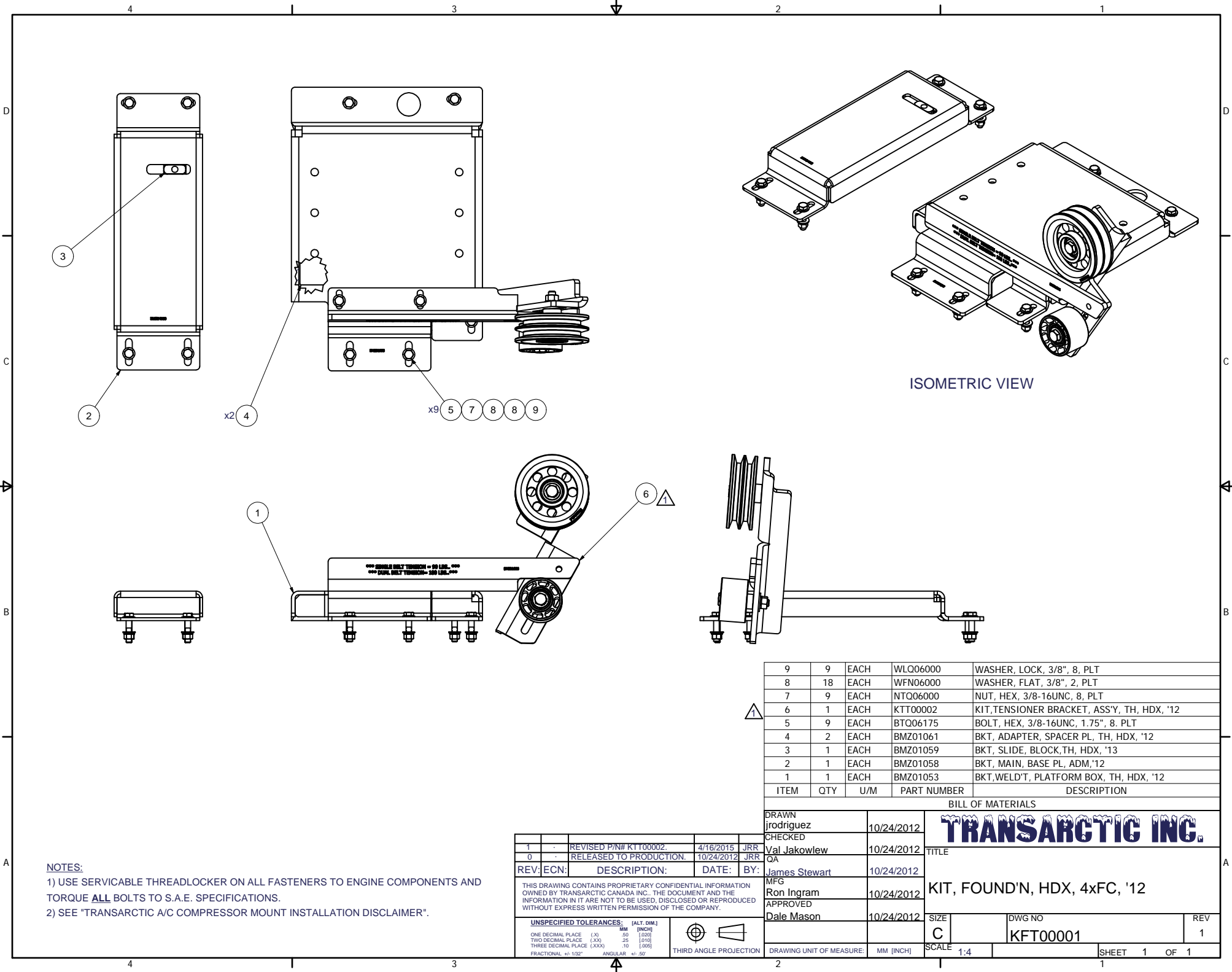
BILL OF MATERIALS

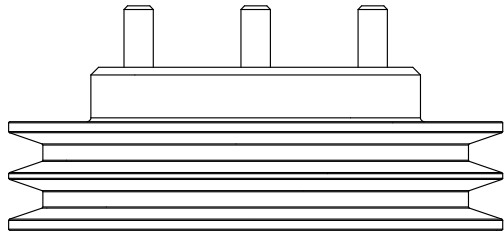
DRAWN	jrodriguez	10/24/2012
CHECKED	Val Jakowlew	10/24/2012
APPROVED	James Stewart	10/24/2012
MFG	Ron Ingram	10/24/2012
APPROVED	Dale Mason	10/24/2012

		TITLE
		KIT, FOUND'N, HDX, 4xFC, '12
SIZE	DWG NO	REV
C	KFT00001	1

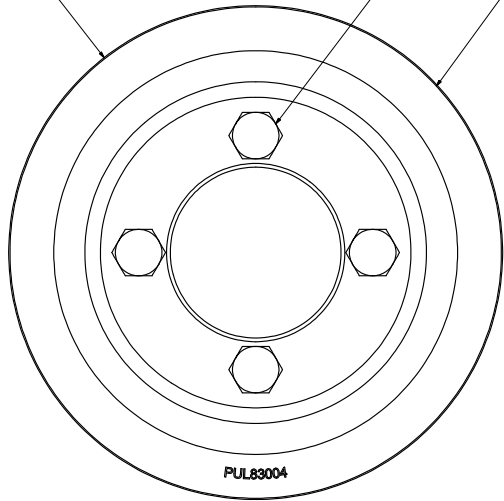
1	REVIS	REVISED P/N# KTT00002.	4/16/2015	JRR
0	RELEASED TO PRODUCTION.		10/24/2012	JRR
REV/ECN:	DESCRIPTION:	DATE:	BY:	
THIS DRAWING CONTAINS PROPRIETARY CONFIDENTIAL INFORMATION OWNED BY TRANSARCTIC CANADA INC. THE DOCUMENT AND THE INFORMATION IN IT ARE NOT TO BE USED, DISCLOSED OR REPRODUCED WITHOUT EXPRESS WRITTEN PERMISSION OF THE COMPANY.				
<b>UNSPECIFIED TOLERANCES:</b> (ALT. DIM.) ONE DECIMAL PLACE (.X) .50 (.020) TWO DECIMAL PLACE (.XX) .25 (.010) THREE DECIMAL PLACE (.XXX) .10 (.005) FRACTIONAL +/- .002" ANGULAR +/- .50°				
				THIRD ANGLE PROJECTION
		DRAWING UNIT OF MEASURE:		MM (INCH)

- NOTES:
- USE SERVICABLE THREADLOCKER ON ALL FASTENERS TO ENGINE COMPONENTS AND TORQUE **ALL** BOLTS TO S.A.E. SPECIFICATIONS.
  - SEE "TRANSARCTIC A/C COMPRESSOR MOUNT INSTALLATION DISCLAIMER".



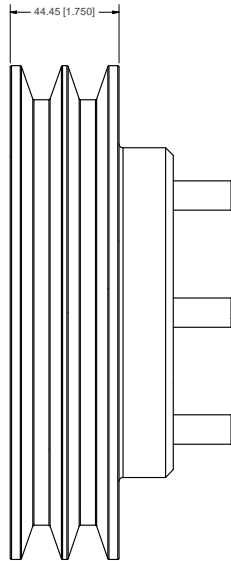


∅201.93 [7.950]

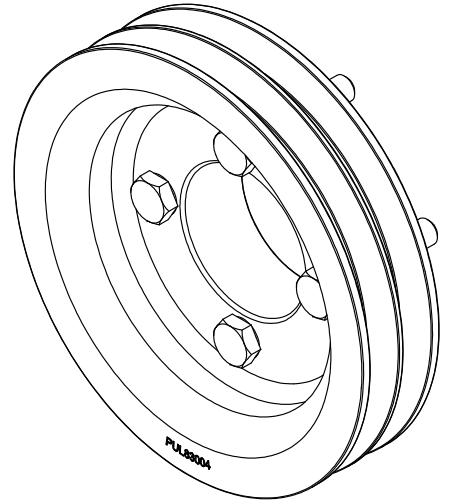


1

2



44.45 [1.750]



ISOMETRIC VIEW

**NOTES:**

- 1) USE SERVICABLE THREADLOCKER ON ALL FASTENERS TO ENGINE COMPONENTS AND TORQUE **ALL** BOLTS TO S.A.E. SPECIFICATIONS.
- 2) SEE "TRANSARGTIC A/C COMPRESSOR MOUNT INSTALLATION DISCLAIMER".
- 3) WEIGHT: 15.74 LB

ITEM	QTY	U/M	PART NUMBER	DESCRIPTION
2	1	EACH	PUL83004	PULLEY, CRANK, ISC, 8.3L, 2B/X, 8", '08
1	4	EACH	BTCT2040	BOLT, HEX, 12 x 1.75 x 60mm, 10.9, PLT

**BILL OF MATERIALS**

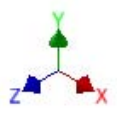

<b>DRAWN</b> jrodriguez	11/2/2012	<b>TRANSARGTIC INC.</b>
<b>CHECKED</b> Val_Jakowlew	11/2/2012	
<b>REV</b>	<b>DATE</b>	
<b>BY</b>		
RELEASED TO PRODUCTION 11/02/2012 JRR		<b>TITLE</b>
THIS DRAWING CONTAINS PROPRIETARY CONFIDENTIAL INFORMATION OWNED BY TRANSARGTIC CANADA INC. THE DOCUMENT AND THE INFORMATION IN IT ARE NOT TO BE USED, DISCLOSED OR REPRODUCED WITHOUT EXPRESS WRITTEN PERMISSION OF THE COMPANY.		<b>DESCRIPTION</b>
UNSPECIFIED TOLERANCES: ANGULAR ±.02		<b>SIZE</b>
ONE DECIMAL PLACE (X) .05 (F05)		<b>DWG NO</b>
TWO DECIMAL PLACE (XX) .00 (F00)		<b>D</b>
THREE DECIMAL PLACE (XXX) .000 (F000)		<b>KPC83004</b>
FRACTIONAL (1/16") ANGULAR ±.02		<b>SCALE</b> 1:1
THIRD ANGLE PROJECTION		<b>SHEET</b> 1 OF 1

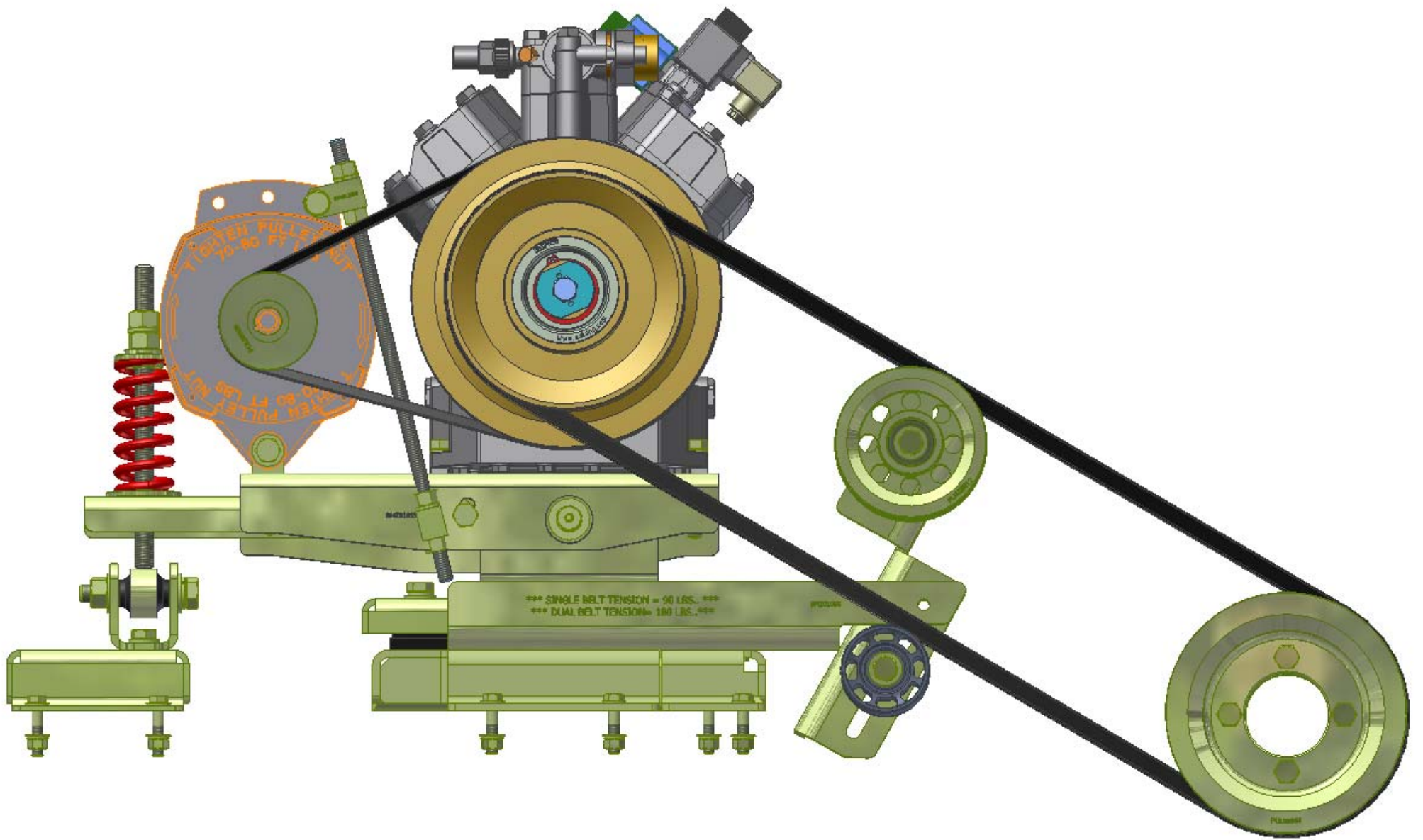
<b>UNSPECIFIED TOLERANCES:</b>	ANGULAR ±.02
ONE DECIMAL PLACE (X)	.05 (F05)
TWO DECIMAL PLACE (XX)	.00 (F00)
THREE DECIMAL PLACE (XXX)	.000 (F000)
FRACTIONAL (1/16")	ANGULAR ±.02



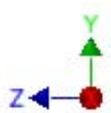

DRAWING UNIT OF MEASURE: MM (INCH)

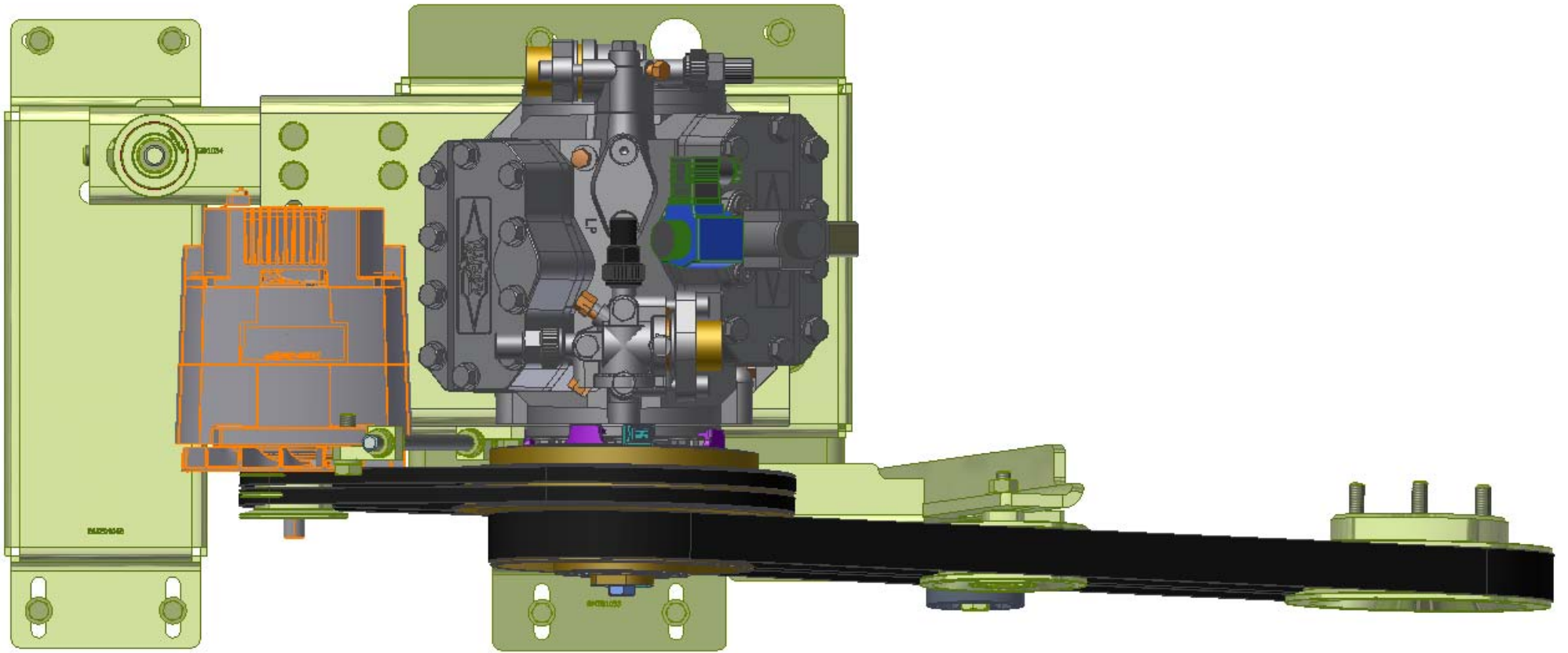


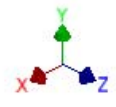
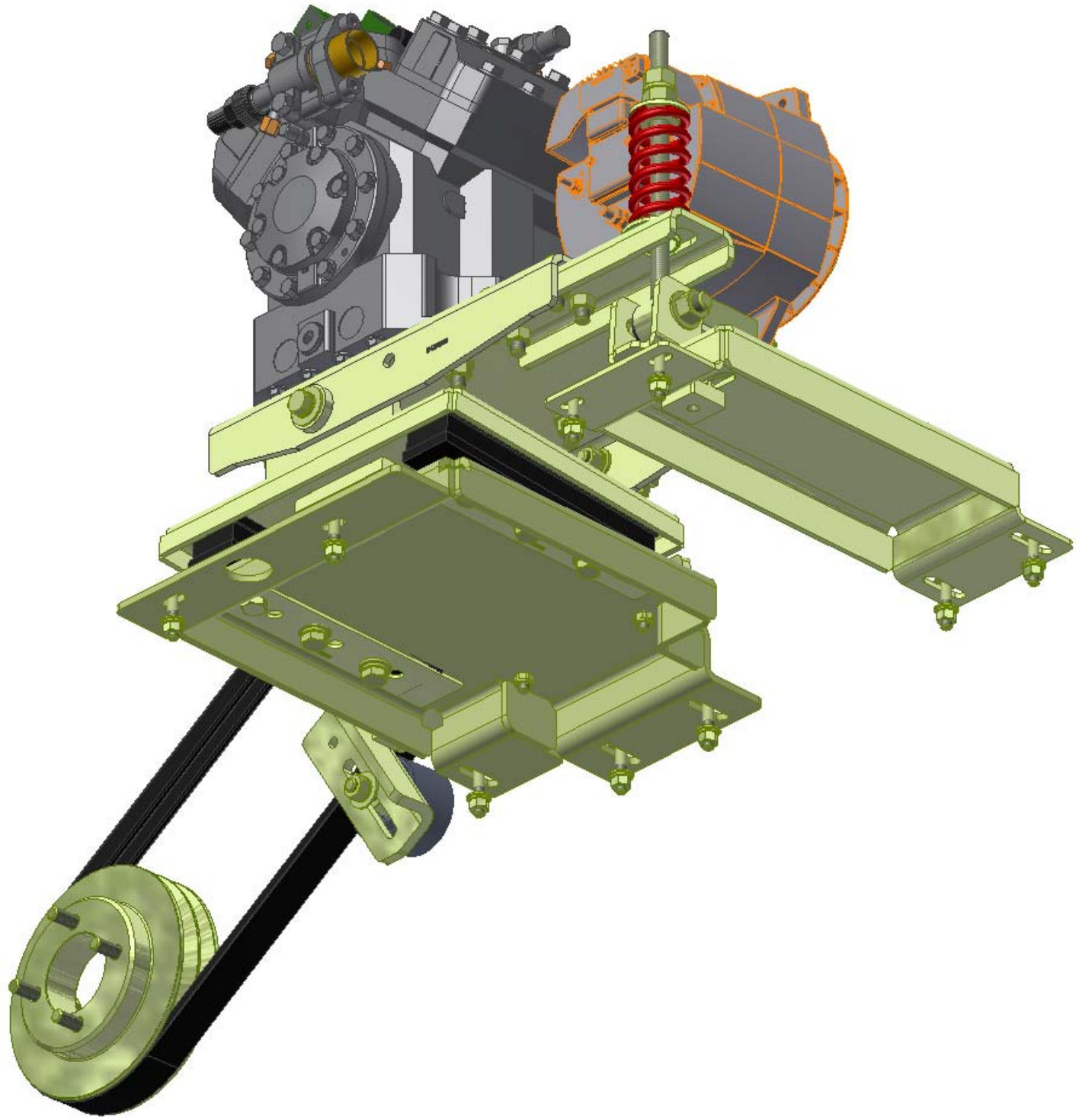












## **TransArctic A/C Compressor Mount Installation Disclaimer**

All compressor mounts should be installed by qualified and trained personnel using proper tools and equipment in safe working conditions following industry standard guidelines for motor vehicle service and repair.

The installer of any compressor mount purchased from TransArctic must undertake all responsibility of issues arising from that compressor bracket being installed on any vehicle. As well as insure that a **proper and sufficient ground** is established between the compressors' clutches and the vehicle's engine. Mount functionality, operation and durability can all be compromised by an incompetent installation.

Due to the many different situations, parameters and application criteria, which are beyond the compressor mount manufacturer's control, TransArctic does not warrant design, durability, or operational functionality of any compressor mount improperly installed by another party.

**With no implied guarantees it is the mount installer's strict responsibility to determine safety and functionality, of the compressor mount, at the time of installation.**

Please contact TransArctic with any issue arising from installation so we may better improve the product. If you have any reservations about the compressor mount integrity contact TransArctic immediately at 1-877-COLD-AIR.

**Mark OEM tensioner location**

**Install Kit**

**Check for Interferences**

**Check to ensure that the proper OEM tensioner orientation is maintained**

**Run engine with A/C system engaged for at least 10 minutes to run in belt**

**Check OEM tensioner orientation and adjust as required**

### **Responsabilidad limitada de TransArctic en la instalación del soporte del compresor**

Todos los soportes de los compresores deben ser instalados por personas calificadas y entrenadas, usando para ello los equipos y herramientas necesarios para esta labor en buenas condiciones y según las normas y guías para el servicio y/o reparación de motores de vehículos.

El instalador de los soportes comprados en TransArctic asume toda la responsabilidad de cualquier problema que surga en el soporte del compresor al vehículo; de igual manera es responsable que el cable a tierra sea conectado entre el embrague del compresor y el motor del vehículo.

Se advierte que el buen funcionamiento y la durabilidad del soporte pueden ser comprometidos por defectos en su instalación.

Debido a las diversas situaciones que se puedan presentar fuera del control del fabricante, TransArctic no garantiza el diseño, la durabilidad o el correcto funcionamiento de cualquier equipo inapropiadamente instalado por terceros.

**Esta sobreentendido que el Instalador del montaje del compresor es estrictamente responsable de la seguridad y funcionamiento del equipo en el momento de la instalación.**

Si tuviera algún problema o duda acerca de la instalación del soporte del compresor pongase en contacto inmediatamente con TransArctic al teléfono 1-877-COLD-AIR de modo que podamos mejorar nuestro producto.

**Note la ubicación del medidor de tensión OEM**

**Instale el equipo**

**Controlar si hay interferencias.**

**Asegurese que el medidor de tensión mantenga la orientación justa.**

**Encienda el motor por lo menos 10 minutos con el sistema A/C enganchado para que la correa corra**

**Controle la orientación justa del medidor de tensión y ajuste a las condiciones requeridas del fabricante**