

Bill of Materials Listing

TransArctic Canada Inc.

7/7/2017
Page 1 of 1

Product Number	Description	Date	Weight	Uof M	Yield
Line Component Prod#	Description	Bin Unit	Qty		
KMC64094	Mt Kit, ISB, HDX, 4xFC, Alt, '13-'16		10/11/2013	156.83	0
10	BEL32389		Belt, Banded B gr, 2388mm (94")	each	1
20	BMC83123		Bkt, Main, Idler, Weldm't, ISL, HDX, '13	each	1
30	BMC83125		Bkt, Weldm't, Adapter Pl, ISL, HDX, '13	each	1
40	BMC83129		Bkt, Weldm't, Main Base, ISL, HDX, '13	each	1
50	KCB84094		Kit, Comp, Alt, PS, 4xFC,'13	each	1
60	KPC64094		Kit, Pulley, 2B, ISB, 2013	each	1
65	PUA05012		Pulley, Assy, Idler,B/BX gr,5", STL,Plt	each	1
70	PUL80074		Pulley, Idler, B/S, Wide, 76d (89102)	each	1
80	SCD46012		Spacer, Col, Drl, 46mm x 31.8o x 12.0i	each	1
85	SCD49512		Spacer, Col, Drl, 49.48mmx 25.4o x 12.3i	each	1
90	SLV17012		Sleeve, Pulley, 16.9o x 22.23mm x 12.32i	each	2
100	KBC64094		Bag Kit, Fasteners, KMC64094/3994	each	1

Bill of Materials Listing

TransArctic Canada Inc.

5/3/2017
Page 1 of 1

Product Number		Description	Bin	Date	Weight	Uof M	Yield
Line	Component Prod#	Description		Unit	Qty		
KBC64094		Bag Kit, Fasteners, KMC64094/3994		9/11/2013	2.47		0
10	BTC10045	Bolt, Hex, 10 x 1.5 x 45mm, 10.9, Plt,FT		each	3		
30	BTC12110	Bolt, Hex, 12 x 1.75 x 110mm, 10.9, Plt		each	2		
40	BTQ06175	Bolt, Hex, 3/8-16unc, 1.75", 8, Plt		each	5		
50	BTQ08125	Bolt, Hex, 1/2-13unc, 1.25", 8, Plt		each	2		
60	BTQ08151	Bolt, Hex, 1/2-20unf, 1.5", 8, Plt		each	2		
70	CSF08101	Capscrew, FH, 1/2-20unf x 1.0",Alloy,Plt		each	4		
80	NTA10000	Nut, Hex, 10 x 1.5, 8.8, Plt		each	3		
90	NTA12000	Nut, Hex, 12 x 1.75, 8.8, Plt		each	2		
100	NTQ06000	Nut, Hex, 3/8-16unc, 8, Plt		each	5		
110	WFA10002	Washer, Flat, 10mm, Hvy, 8.8, Plt		each	6		
120	WFA12002	Washer, Flat, 12mm, Hvy, 8.8, Plt		each	2		
130	WFS08000	Washer, Flat, 1/2", 8, Plt		each	4		
140	WFS06002	Washer, Flat, 3/8", L9, Plt		each	10		
150	WLA10000	Washer, Lock, 10mm, 8.8, Plt		each	3		
160	WLA12000	Washer, Lock, 12mm, 8.8, Plt		each	2		
170	WLQ06000	Washer, Lock, 3/8", 8, Plt		each	5		
180	WLQ08000	Washer, Lock, 1/2", 8, Plt		each	4		

Bill of Materials Listing

TransArctic Canada Inc.

7/7/2017
Page 1 of 1

Product Number		Description	Bin	Date	Weight	Uof M	Yield
Line	Component	Prod#	Description	Unit	Qty		
KCB84094			Kit, Comp, Alt, PS, 4xFC,'13		9/9/2013	62.57	0
10	BEL11040		Belt, A gr, 1040mm (41")	each	2		
20	BMC83114		Bkt, PI, ALT Spacer, T3RE, '13	each	1		
30	BMN80008		Vibration Isolator, Bar,16.50 x 2 x 1.50	each	2		
40	BMN80025		Bkt, Back, PL, Slide, IC, RE300	each	1		
50	BMT10011		Bkt, Tenr, Block, Offset, 3mm	each	2		
60	BMZ00043		Bkt, Main, Base PI, '13	each	1		
70	KBT84094		Kit, Platform, PS, 4xFC, W/Alt,'13	each	1		
80	PUL03321		Pulley, ALT, Idler, 3.25"d, 2A	each	1		
90	TRD08120		Threaded, Rod, 1/2-13unc x 12", 5, Plt	each	1		
100	KBZ84094		Bag Kit, Fasteners, KCB84094	each	1		

Bill of Materials Listing

TransArctic Canada Inc.

3/8/2017
Page 1 of 1

Product Number	Description	Date	Weight	Uof M	Yield
Line Component Prod#	Description	Bin Unit	Qty		
KBZ84094	Bag Kit, Fasteners, KCB84094		10/18/2013	2.42	0
10	BTP08653		Bolt, Hex, 1/2-13unc, 6.5", 5, Plt, FT	each	1
20	BTQ08101		Bolt, Hex, 1/2-20unf, 1.00", 8, Plt	each	4
30	BTQ08150		Bolt, Hex, 1/2-13unc, 1.5", 8, Plt	each	4
40	BTQ08653		Bolt, Hex, 1/2-13unc, 6.5", 8, Plt	each	1
50	CSF08076		Capscrew, FH, 1/2-20unf x .75", Alloy, Plt	each	2
60	NTQ08000		Nut, Hex, 1/2-13unc, 8, Plt	each	7
70	WFQ08000		Washer, Flat, 1/2", 8, Plt	each	10
80	WLQ08000		Washer, Lock, 1/2", 8, Plt	each	12

Bill of Materials Listing

TransArctic Canada Inc.

7/7/2017
Page 1 of 1

Product Number	Description	Date	Weight	Uof M	Yield
Line Component Prod#	Description	Bin Unit	Qty		
KBT84094	Kit, Platform, PS, 4xFC, W/Alt,'13		9/9/2013	18.59	0
10	BMC83131		Bkt, Weldm't, 4xFC W/ Alt, P-S, HDX, '13	each	1
20	BMN80031		Bkt, Main, Slide, Assy, 05K, IC, RE300	each	1
30	KBZ00010		Bag Kit, Fasteners, KBT84094/83990	each	1

Bill of Materials Listing

TransArctic Canada Inc.

2/2/2015
Page 1 of 1

Product Number	Description	Date	Weight	Uof M	Yield
Line Component Prod#	Description	Bin Unit	Qty		
KBZ00010	Bag Kit, Fasteners, KBT84094/83990	11/6/2013	1.23		0
10	BTC12040				
	Bolt, Hex, 12 x 1.75 x 40mm, 10.9,Plt,FT	each	4		
15	BTC12060				
	Bolt, Hex, 12 x 1.75 x 60mm, 10.9,Plt,FT	each	4		
20	NTP07000				
	Nut, Hex, 7/16-14unc, 5, Plt	each	4		
30	WFA12000				
	Washer, Flat, 12mm, 8.8, Plt	each	8		
40	WFN07000				
	Washer, Flat, 7/16", 2, Plt	each	4		
50	WLA12000				
	Washer, Lock, 12mm, 8.8, Plt	each	4		
60	WLP07000				
	Washer, Lock, 7/16", 5, Plt	each	4		

Bill of Materials Listing

TransArctic Canada Inc.

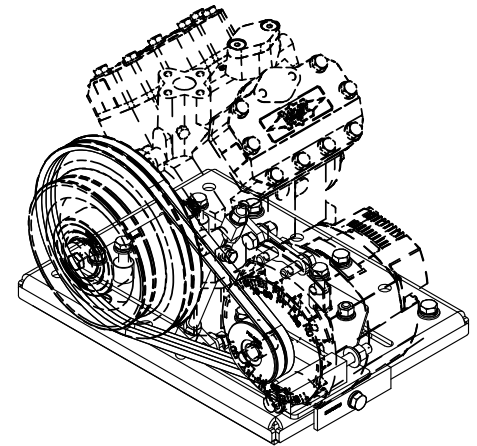
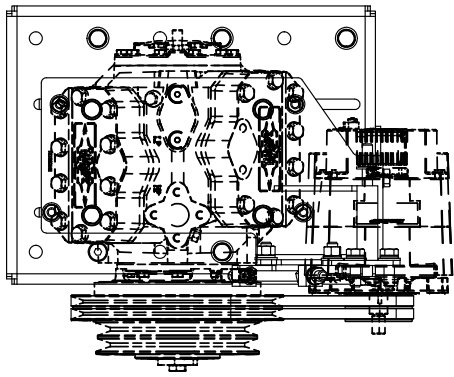
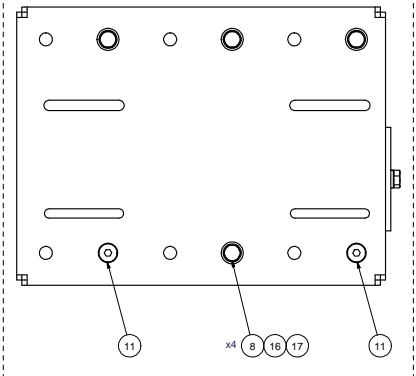
11/6/2013

Page 1 of 1

Product Number		Description	Bin	Date	Weight	Uof M	Yield
Line	Component	Prod#	Description	Unit	Qty		
KPC64094		Kit, Pulley, 2B, ISB, 2013		5/13/2008	14.32		0
10	PUL67222		Pulley, Crank, ADD-ON, ISB,6.7L,2B/X,'07	each	1		
20	CSS12090		Capscrew, SH, 12 x 1.25 x 90mm, 12.9,BLK	each	6		
30	WFS12002		Washer, Flat, Hdn, 12mm, Stl, BLK	each	6		

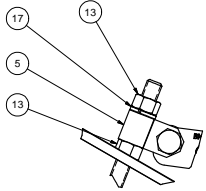
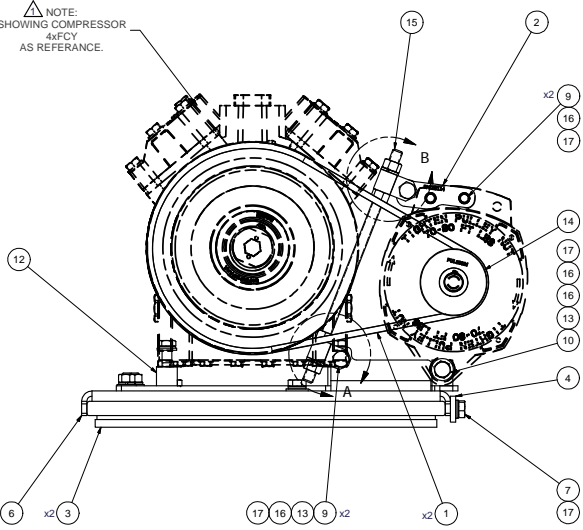
TOP VIEW

PARTS REMOVED FOR CLARITY.

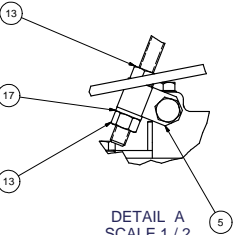


ISOMETRIC VIEW

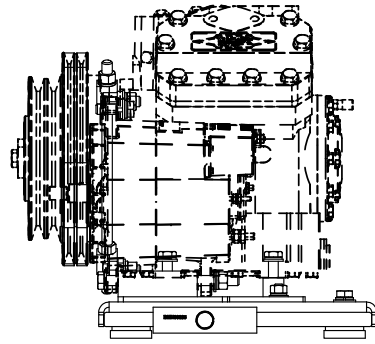
NOTE:
SHOWING COMPRESSOR
4xFCY
AS REFERENCE.



DETAIL B
SCALE 1/2



DETAIL A
SCALE 1/2



NOTES:

- 1) USE SERVICABLE THREADLOCKER ON ALL FASTENERS TO ENGINE COMPONENTS AND TORQUE ALL BOLTS TO S.A.E. SPECIFICATIONS.
- 2) SEE 'TRANSARCTIC A/C COMPRESSOR MOUNT INSTALLATION DISCLAIMER'.
- 3) WEIGHT: 56.70 LBS.

ITEM	QTY	U/M	PART NUMBER	DESCRIPTION
17	12	EACH	WLO08000	WASHER, LOCK, 1/2", 8, PLT
16	10	EACH	WFO08000	WASHER, FLAT, 1/2", 8, PLT
15	1	EACH	TRD08120	THREADED, ROD, 1/2-13UNC x 12", 5 PLT
14	1	EACH	PUL03321	PULLEY, ALT, IDLER, 3.25"o, 2A
13	7	EACH	NT008000	NUT, HEX, 1/2-13UNC, 8, PLT
12	1	EACH	K8184094	KIT, PLATFORM, PS, 4xFCY/ FK40, W/ ALT, '13
11	2	EACH	CSF00076	CAPSCREW, FH, 1/2-20UNF x .75", ALLOY, PLT
10	1	EACH	BT008653	BOLT, HEX, 1/2-13UNC x 6.50, 8, PLT
9	4	EACH	BT008150	BOLT, HEX, 1/2-13UNC x 1.50, 8, PLT
8	4	EACH	BT008101	BOLT, HEX, 1/2-20UNF x 1.00, 8, PLT
7	1	EACH	BT008653	BOLT, HEX, 1/2-13UNC x 6.50, 5, PLT, FT
6	1	EACH	BMZ00043	BKT, MAIN, BASE PL, '13
5	2	EACH	BMT10011	BKT, TENR, BLOCK, OFFSET, 3mm
4	1	EACH	BMN80025	BKT, BACK, PL, SLIDE, IC, RE300
3	2	EACH	BMN80008	VIBRATION ISOLATOR, BAR, 16.50 x 2 x 1.50
2	1	EACH	BMCS3114	BKT, PL, ALT, SPACER, T3RE, '13
1	2	EACH	BELT1040	BELT, A, gr, 1040mm (41") (17410)

TRANSARCTIC INC.

1	REVISED NOTE & TITLE	6/26/2017	JBR
0	RELEASED TO PRODUCTION	9/9/2013	JBR
REV	DESCRIPTION	DATE	BY
			James Stewart
			Ron Ingram
			Dale Mason

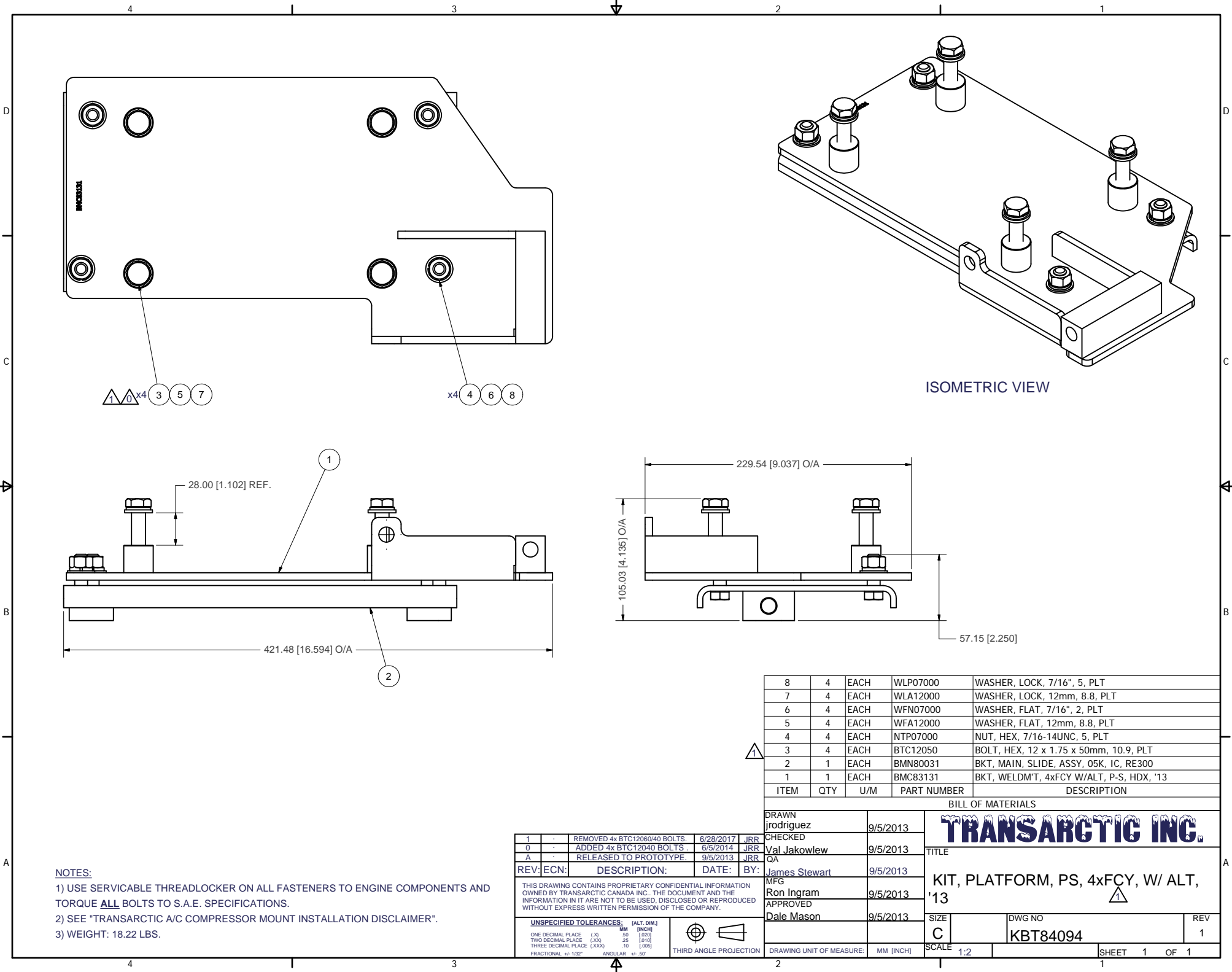
BROWN	9/9/2013
JRodriguez	
CHECKED	
VJal_Jakowlew	9/9/2013
GA	
TITLE	
KIT, COMPRESSOR, ALT, PS, 4xFC, '13	
SIZE	
D	
DWG NO	
KCB84094	
SCALE	
1:3	
SHEET	
1	
OF	
1	

UNSPECIFIED TOLERANCES: ALL DIMS
 ONE DECIMAL PLACE (X.0) .05 (FRACTIONAL)
 TWO DECIMAL PLACES (X.00) .01 (FRACTIONAL)
 THREE DECIMAL PLACES (X.000) .005 (FRACTIONAL)
 ANGULAR -- .01



DRAWING UNIT OF MEASURE: MM (INCH)

REV 1



- NOTES:**
- 1) USE SERVICABLE THREADLOCKER ON ALL FASTENERS TO ENGINE COMPONENTS AND TORQUE **ALL** BOLTS TO S.A.E. SPECIFICATIONS.
 - 2) SEE "TRANSARCTIC A/C COMPRESSOR MOUNT INSTALLATION DISCLAIMER".
 - 3) WEIGHT: 18.22 LBS.

1	-	REMOVED 4x BTC12060/40 BOLTS.	6/28/2017	JRR
0	-	ADDED 4x BTC12040 BOLTS.	6/5/2014	JRR
A	-	RELEASED TO PROTOTYPE.	9/5/2013	JRR
REV/ECN:	DESCRIPTION:	DATE:	BY:	
			James Stewart	
THIS DRAWING CONTAINS PROPRIETARY CONFIDENTIAL INFORMATION OWNED BY TRANSARCTIC CANADA INC.. THE DOCUMENT AND THE INFORMATION IN IT ARE NOT TO BE USED, DISCLOSED OR REPRODUCED WITHOUT EXPRESS WRITTEN PERMISSION OF THE COMPANY.				
UNSPECIFIED TOLERANCES:		[ALT. DIM.]		
ONE DECIMAL PLACE (.X)	.50	[.020]		
TWO DECIMAL PLACE (.XX)	.25	[.010]		
THREE DECIMAL PLACE (.XXX)	.10	[.005]		
FRACTIONAL +/- .002"	ANGULAR +/- .50°			
		THIRD ANGLE PROJECTION		

8	4	EACH	WLP07000	WASHER, LOCK, 7/16", 5, PLT
7	4	EACH	WLA12000	WASHER, LOCK, 12mm, 8.8, PLT
6	4	EACH	WFN07000	WASHER, FLAT, 7/16", 2, PLT
5	4	EACH	WFA12000	WASHER, FLAT, 12mm, 8.8, PLT
4	4	EACH	NTP07000	NUT, HEX, 7/16-14UNC, 5, PLT
3	4	EACH	BTC12050	BOLT, HEX, 12 x 1.75 x 50mm, 10.9, PLT
2	1	EACH	BMN80031	BKT, MAIN, SLIDE, ASSY, 05K, IC, RE300
1	1	EACH	BMC83131	BKT, WELDM'T, 4xFCY W/ALT, P-S, HDX, '13
ITEM	QTY	U/M	PART NUMBER	DESCRIPTION

TRANSARCTIC INC.

KIT, PLATFORM, PS, 4xFCY, W/ ALT, '13

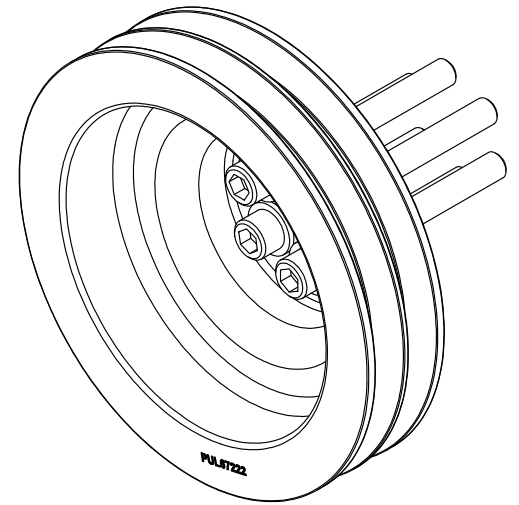
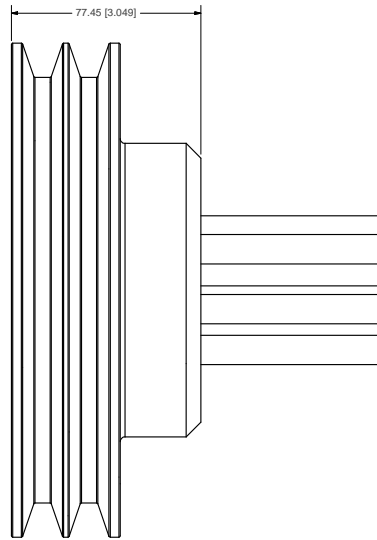
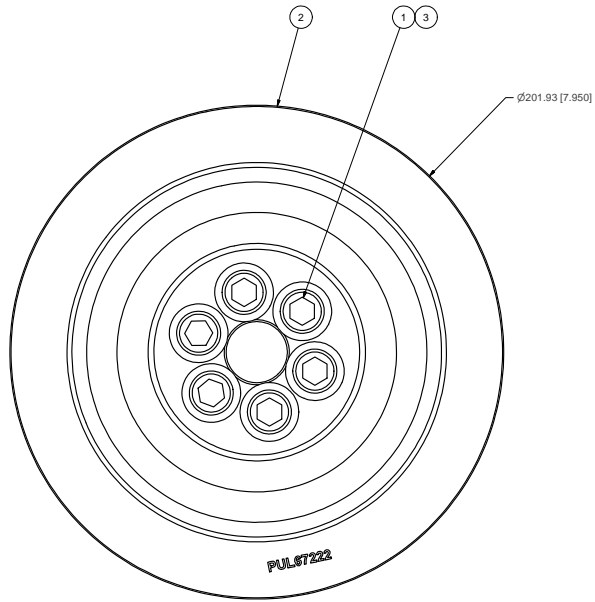

SCALE: 1:2

DWG NO: **KBT84094**

REV: 1

SHEET 1 OF 1

DRAWN	9/5/2013
Jrodriguez	
CHECKED	9/5/2013
Val Jakowlew	
APPROVED	9/5/2013
Dale Mason	
MFG	9/5/2013
Ron Ingram	
APPROVED	9/5/2013
Dale Mason	
DRAWING UNIT OF MEASURE:	MM [INCH]



ISOMETRIC VIEW

NOTES:

- 1) USE SERVICABLE THREADLOCKER ON ALL FASTENERS TO ENGINE COMPONENTS AND TORQUE **ALL BOLTS** TO S.A.E. SPECIFICATIONS.
- 2) SEE "TRANSARCTIC A/C COMPRESSOR MOUNT INSTALLATION DISCLAIMER".
- 3) WEIGHT: 13.24 LB

ITEM	QTY	U/M	PART NUMBER	DESCRIPTION
3	6	EACH	WFS12002	WASHER, FLAT, HDN, 12mm, STL, BLK
2	1	EACH	PUL67222	PULLEY, CRANK, ADD-ON, ISB, 5.7L, 2B/1X '07
1	6	EACH	CSS12090	CAPSCREW, SH, 12 x 1.25 x 90mm, 12.9, FLT

TRANSARCTIC INC.

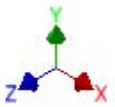

U	RELEASED TO PRODUCTION	11/6/2013	JRR
REV	DESCRIPTION	DATE	BY
1		11/6/2013	Val Jakowlew
2		10/21/2008	James Stewart
3		11/6/2013	Ron Ingram
4		11/6/2013	Dale Mason


THIS DRAWING CONTAINS PROPRIETARY CONFIDENTIAL INFORMATION OWNED BY TRANSARCTIC CANADA INC. THE DOCUMENT AND THE INFORMATION IN IT ARE NOT TO BE USED, DISCLOSED OR REPRODUCED WITHOUT EXPRESS WRITTEN PERMISSION OF THE COMPANY.

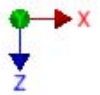
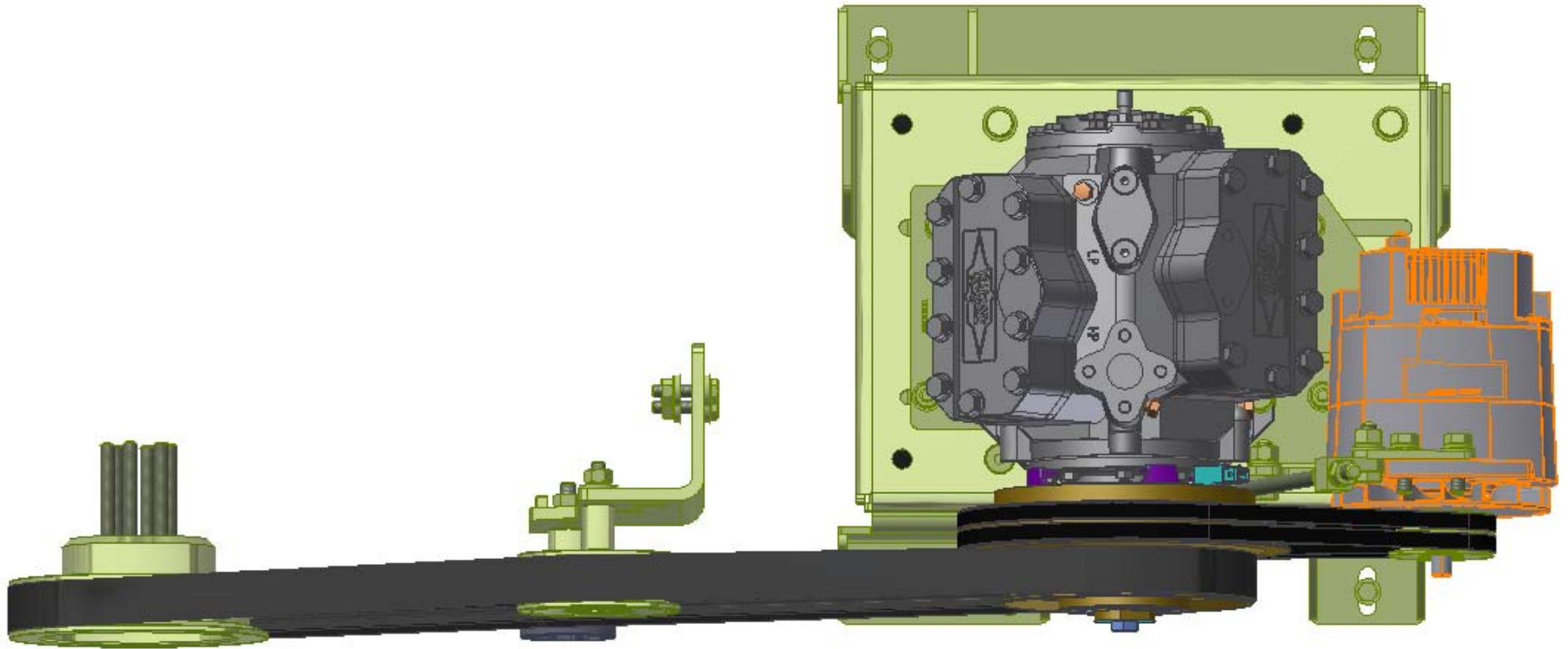
UNSPECIFIED TOLERANCES:			
ONE DECIMAL PLACE	(X)	0.1	(MM)
TWO DECIMAL PLACE	(X)	0.05	(MM)
THREE DECIMAL PLACE	(X)	0.025	(MM)
FRACTIONAL (1/16")	(X)	0.001	(INCH)

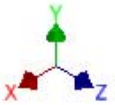
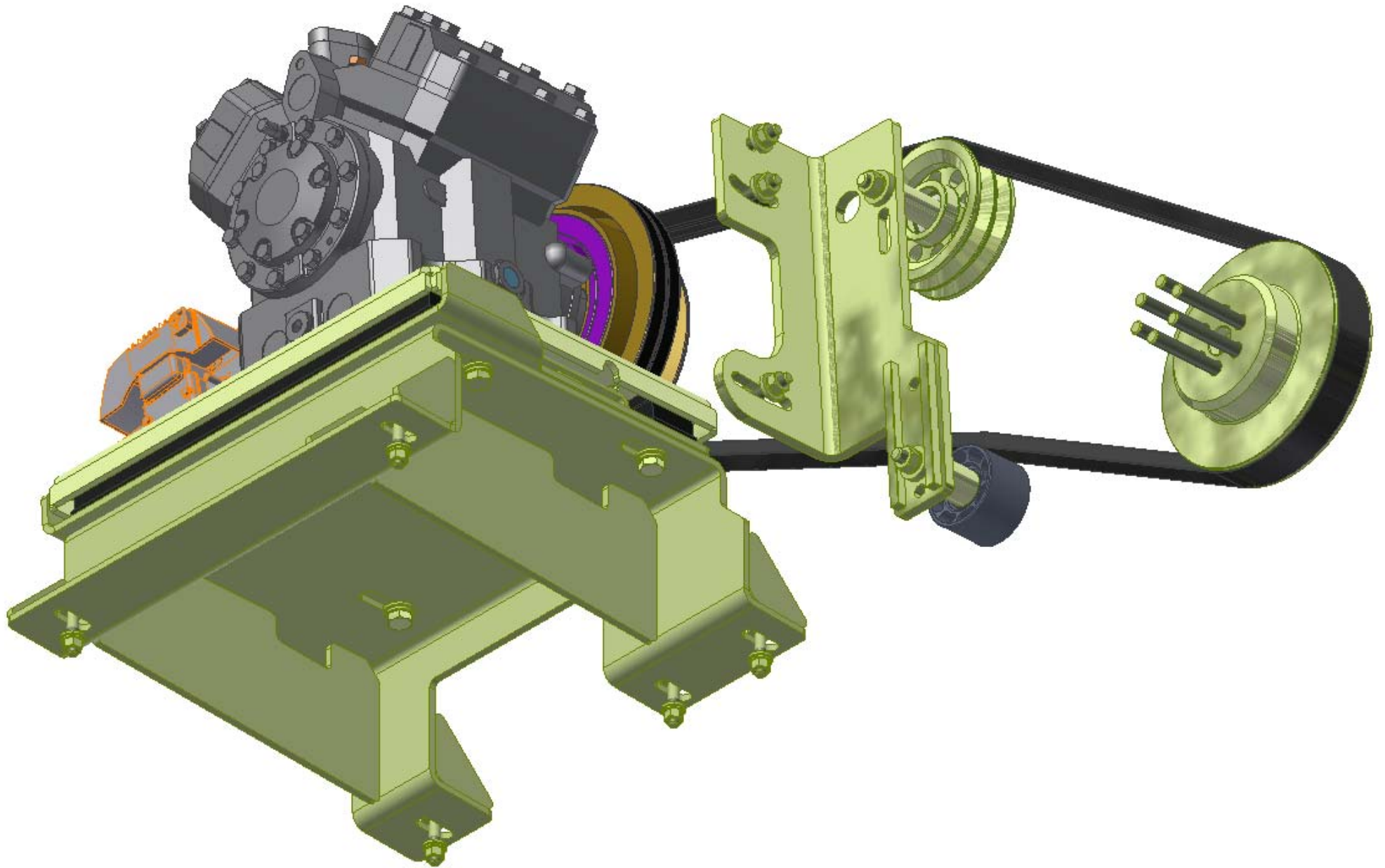


DRAWN	Jose Rodriguez	11/6/2013	
CHECKED	Val Jakowlew	11/6/2013	
APPROVED	Ron Ingram	11/6/2013	
DATE	Dale Mason	11/6/2013	
TITLE		KIT, PULLEY, 2B, ISB, 2013	
SIZE	D	DWG NO	KPC64094
SCALE	1:1	SHEET	1 OF 1









TransArctic A/C Compressor Mount Installation Disclaimer

All compressor mounts should be installed by qualified and trained personnel using proper tools and equipment in safe working conditions following industry standard guidelines for motor vehicle service and repair.

The installer of any compressor mount purchased from TransArctic must undertake all responsibility of issues arising from that compressor bracket being installed on any vehicle. As well as insure that a **proper and sufficient ground** is established between the compressors' clutches and the vehicle's engine. Mount functionality, operation and durability can all be compromised by an incompetent installation.

Due to the many different situations, parameters and application criteria, which are beyond the compressor mount manufacturer's control, TransArctic does not warrant design, durability, or operational functionality of any compressor mount improperly installed by another party.

With no implied guarantees it is the mount installer's strict responsibility to determine safety and functionality, of the compressor mount, at the time of installation.

Please contact TransArctic with any issue arising from installation so we may better improve the product. If you have any reservations about the compressor mount integrity contact TransArctic immediately at 1-877-COLD-AIR.

Mark OEM tensioner location

Install Kit

Check for Interferences

Check to ensure that the proper OEM tensioner orientation is maintained

Run engine with A/C system engaged for at least 10 minutes to run in belt

Check OEM tensioner orientation and adjust as required

Responsabilidad limitada de TransArctic en la instalación del soporte del compresor

Todos los soportes de los compresores deben ser instalados por personas calificadas y entrenadas, usando para ello los equipos y herramientas necesarios para esta labor en buenas condiciones y según las normas y guías para el servicio y/o reparación de motores de vehículos.

El instalador de los soportes comprados en TransArctic asume toda la responsabilidad de cualquier problema que surja en el soporte del compresor al vehículo; de igual manera es responsable que el cable a tierra sea conectado entre el embrague del compresor y el motor del vehículo.

Se advierte que el buen funcionamiento y la durabilidad del soporte pueden ser comprometidos por defectos en su instalación.

Debido a las diversas situaciones que se puedan presentar fuera del control del fabricante, TransArctic no garantiza el diseño, la durabilidad o el correcto funcionamiento de cualquier equipo inapropiadamente instalado por terceros.

Esta sobreentendido que el Instalador del montaje del compresor es estrictamente responsable de la seguridad y funcionamiento del equipo en el momento de la instalación.

Si tuviera algún problema o duda acerca de la instalación del soporte del compresor pongase en contacto inmediatamente con TransArctic al teléfono 1-877-COLD-AIR de modo que podamos mejorar nuestro producto.

Note la ubicación del medidor de tensión OEM

Instale el equipo

Controlar si hay interferencias.

Asegurese que el medidor de tensión mantenga la orientación justa.

Encienda el motor por lo menos 10 minutos con el sistema A/C enganchado para que la correa corra

Controle la orientación justa del medidor de tensión y ajuste a las condiciones requeridas del fabricante