

# Bill of Materials Listing

TransArctic Canada Inc.

9/26/2017  
Page 1 of 1

Product Number	Description	Date	Weight	Uof M	Yield
Line    Component    Prod#	Description	Bin                    Unit	Qty		
<b>KMC64195</b>	<b>Mt Kit, ISB, HDX, O5G, Alt,'16</b>		<b>6/1/2016</b>	<b>172.22</b>	<b>0</b>
10 BEL32389	Belt, Banded B gr, 2388mm (94")	each	1		
20 BMC83125	Bkt, Weldm't, Adapter PI, ISL, HDX, '13	each	1		
30 BMC90012	Bkt, Weldm't, Main Base, HDX, '16'	each	1		
40 BMC90022	Bkt, Main, Idler, Weldm't, ISL, HDX, '16	each	1		
45 BMC90028	Bkt, Alignm't Bar, Add-On, ISB, HDX, '17	each	1		
50 KCB94195	Kit, Compressor, Alt, O5G, '16	each	1		
60 KPC64094	Kit, Pulley, 2B, ISB, 2013	each	1		
63 KTT00004	Kit, Tensioner Bracket,Ass'y, '17	each	1		
65 PUA05001	Pulley, Assy, Idler, B/S, 5", Stl, Plt	each	1		
70 PUA05012	Pulley, Assy, Idler,B/BX gr,5", STL,Plt	each	1		
80 SCD16012	Spacer, Col, Drl,16 mm x 34.9o x 12.3i	each	1		
85 SCD21912	Spacer, Col, Drl,21.9mm x 25.4o x 12.3i	each	1		
90 SLV17012	Sleeve, Pulley, 16.9o x 22.23mm x 12.32i	each	2		
100 KBC64195	Bag Kit, Fasteners, KMC64195	each	1		

# Bill of Materials Listing

TransArctic Canada Inc.

9/26/2017  
Page 1 of 1

Product Number	Description	Date	Weight	Uof M	Yield
Line    Component    Prod#    Description	Bin	Unit	Qty		
<b>KBC64195</b>	<b>Bag Kit, Fasteners, KMC64195</b>	<b>6/1/2016</b>	<b>2.41</b>		<b>0</b>
10 BTC10045	Bolt, Hex, 10 x 1.5 x 45mm, 10.9, Plt,FT	each	3		
20 BTC12080	Bolt, Hex, 12 x 1.75 x 80mm, 10.9,Plt,FT	each	2		
30 BTQ06175	Bolt, Hex, 3/8-16unc, 1.75", 8, Plt	each	5		
40 BTQ08125	Bolt, Hex, 1/2-13unc, 1.25", 8, Plt	each	2		
50 BTQ08151	Bolt, Hex, 1/2-20unf, 1.5", 8, Plt	each	2		
55 CSF08101	Capscrew, FH, 1/2-20unf x 1.0",Alloy,Plt	each	4		
57 CSF08031	Capscrew, FH, 8 x 1.25 x 30mm, 10.9,Plt	each	2		
60 NTA10000	Nut, Hex, 10 x 1.5, 8.8, Plt	each	3		
70 NTA12000	Nut, Hex, 12 x 1.75, 8.8, Plt	each	2		
80 NTQ06000	Nut, Hex, 3/8-16unc, 8, Plt	each	5		
90 WFA10002	Washer, Flat, 10mm, Hvy, 8.8, Plt	each	6		
100 WFA12002	Washer, Flat, 12mm, Hvy, 8.8, Plt	each	2		
110 WFQ08000	Washer, Flat, 1/2", 8, Plt	each	4		
120 WFS06002	Washer, Flat, 3/8", L9, Plt	each	10		
130 WLA10000	Washer, Lock, 10mm, 8.8, Plt	each	3		
140 WLA12000	Washer, Lock, 12mm, 8.8, Plt	each	2		
150 WLQ06000	Washer, Lock, 3/8", 8, Plt	each	5		
160 WLQ08000	Washer, Lock, 1/2", 8, Plt	each	4		

# Bill of Materials Listing

TransArctic Canada Inc.

6/30/2017  
Page 1 of 1

Product Number	Description	Date	Weight	Uof M	Yield
Line    Component    Prod#	Description	Bin                    Unit	Qty		
<b>KCB94195</b>	<b>Kit, Compressor, Alt, O5G, '16</b>		<b>5/31/2016</b>	<b>60.37</b>	<b>0</b>
10 BEL11138	Belt, A gr, 1138mm (44.8") (17448)	each	2		
20 BMC83114	Bkt, PI, ALT Spacer, T3RE, '13	each	1		
30 BMN80008	Vibration Isolator, Bar, 16.50 x 2 x 1.50	each	2		
40 BMN80025	Bkt, Back, PL, Slide, IC, RE300	each	1		
50 BMT10011	Bkt, Tenr, Block, Offset, 3mm	each	2		
60 BMZ00043	Bkt, Main, Base PI, '13	each	1		
70 KBT94195	Kit, Platform, O5G W/ Alt, '16	each	1		
80 PUL03321	Pulley, ALT, Idler, 3.25"d, 2A	each	1		
90 KBZ94195	Bag Kit, Fasteners, KCB92495 & KCB94195	each	1		

# Bill of Materials Listing

TransArctic Canada Inc.

6/30/2017  
Page 1 of 1

Product Number		Description	Bin	Date	Weight	Uof M	Yield
Line	Component Prod#	Description		Unit	Qty		
<b>KBZ94195</b>		<b>Bag Kit, Fasteners, KCB92495 &amp; KCB94195</b>		<b>6/13/2016</b>	<b>2.45</b>		<b>0</b>
10	BTP08653	Bolt, Hex, 1/2-13unc, 6.5", 5, Plt, FT		each	1		
20	BTQ08101	Bolt, Hex, 1/2-20unf, 1.00", 8, Plt		each	4		
30	BTQ08150	Bolt, Hex, 1/2-13unc, 1.5", 8, Plt		each	3		
40	BTQ08200	Bolt, Hex, 1/2-13unc, 2.0", 8, Plt		each	1		
50	BTQ08653	Bolt, Hex, 1/2-13unc, 6.5", 8, Plt		each	1		
60	CSF08076	Capscrew, FH, 1/2-20unf x .75",Alloy,Plt		each	2		
70	NTQ08000	Nut, Hex, 1/2-13unc, 8, Plt		each	7		
80	TRD08120	Threaded, Rod, 1/2-13unc x 12", 5, Plt		each	1		
90	WFQ08000	Washer, Flat, 1/2", 8, Plt		each	10		
100	WLQ08000	Washer, Lock, 1/2", 8, Plt		each	12		

# Bill of Materials Listing

TransArctic Canada Inc.

7/15/2016  
Page 1 of 1

Product Number	Description	Date	Weight	Uof M	Yield
Line    Component    Prod#	Description	Bin                    Unit	Qty		
<b>KBT94195</b>	<b>Kit, Platform, O5G W/ Alt, '16</b>		<b>5/31/2016</b>	<b>16.33</b>	<b>0</b>
10	BMC90015	Bkt, Weldm't, Alt Extension, HDX, 16'	each	1	
20	BMN80010	Bkt, Main, Slide, Assy, O5G, IC, RE300	each	1	
30	BTQ06150	Bolt, Hex, 3/8-16unc, 1.50", 8, Plt	each	2	
40	NTP07000	Nut, Hex, 7/16-14unc, 5, Plt	each	4	
50	SCD29213	Spacer, Col, Drl,29.21mm x 25.4o x 12.7i	each	1	
60	WFN06000	Washer, Flat, 3/8", 2, Plt	each	2	
70	WFN07000	Washer, Flat, 7/16", 2, Plt	each	4	
80	WLQ06000	Washer, Lock, 3/8", 8, Plt	each	2	
90	WLQ07000	Washer, Lock, 7/16", 8, Plt	each	4	

# Bill of Materials Listing

TransArctic Canada Inc.

5/8/2017  
Page 1 of 1

Product Number	Description		Date	Weight	Uof M	Yield
Line    Component    Prod#	Description	Bin	Unit	Qty		
<b>KPC64094</b>	<b>Kit, Pulley, 2B, ISB, 2013</b>		<b>5/13/2008</b>	<b>14.32</b>		<b>0</b>
10	PUL67222		each	1		
20	CSS12090		each	6		
30	WFS12002		each	6		

# Bill of Materials Listing

TransArctic Canada Inc.

9/26/2017  
Page 1 of 1

Product Number	Description	Date	Weight	Uof M	Yield
Line    Component    Prod#	Description	Bin                    Unit	Qty		
<b>KTT00004</b>	<b>Kit, Tensioner Bracket, Ass'y, '17</b>		<b>9/21/2017</b>	<b>14.88</b>	<b>0</b>
10	BMC90027	Bkt, Idler, F/S Add-On, '17	each	1	
20	PUA05012	Pulley, Assy, Idler,B/BX gr,5", STL,Plt	each	1	
30	SCD21912	Spacer, Col, Drl,21.9mm x 25.4o x 12.3i	each	1	
40	SLV17012	Sleeve, Pulley, 16.9o x 22.23mm x 12.32i	each	1	
50	KBT00004	Bag Kit, Fasteners, KTT00004	each	1	

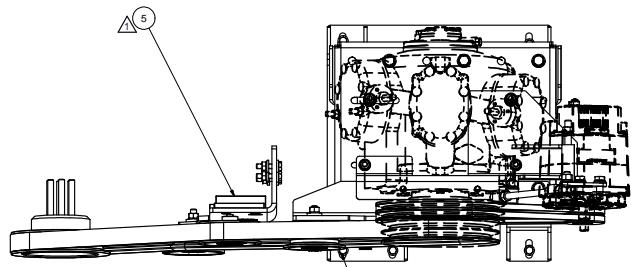
# Bill of Materials Listing

TransArctic Canada Inc.

9/26/2017  
Page 1 of 1

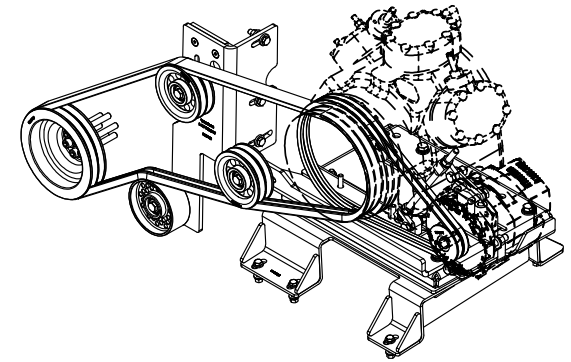
Product Number	Description	Date	Weight	Uof M	Yield
Line    Component    Prod#	Description	Bin            Unit	Qty		
<b>KBT00004</b>	<b>Bag Kit, Fasteners, KTT00004</b>	<b>9/21/2017</b>	<b>0.68</b>		<b>0</b>
10	BTC12080				
	Bolt, Hex, 12 x 1.75 x 80mm, 10.9,Plt,FT	each	1		
20	BTQ08126				
	Bolt, Hex, 1/2-20unf, 1.25", 8, Plt	each	3		
30	NTA12000				
	Nut, Hex, 12 x 1.75, 8.8, Plt	each	1		
40	WFA12002				
	Washer, Flat, 12mm, Hvy, 8.8, Plt	each	1		
50	WFQ08000				
	Washer, Flat, 1/2", 8, Plt	each	3		
60	WLA12000				
	Washer, Lock, 12mm, 8.8, Plt	each	1		
70	WLQ08000				
	Washer, Lock, 1/2", 8, Plt	each	3		



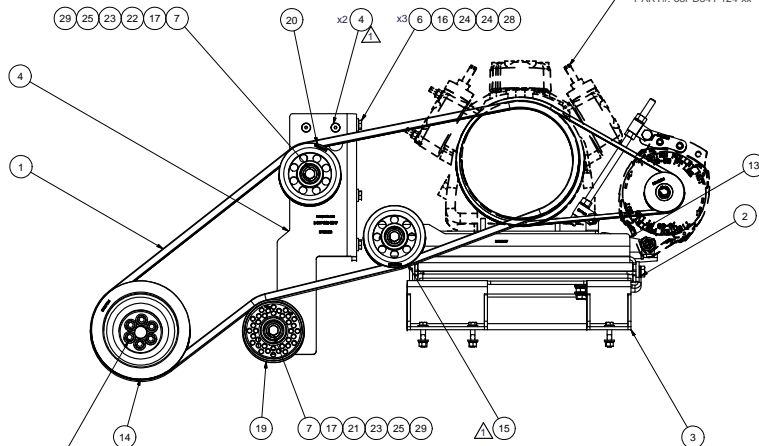


x5 8 18 27 27 30

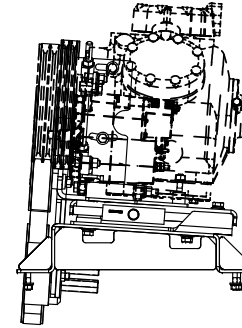
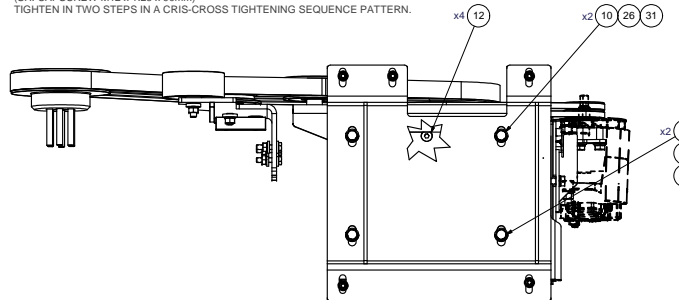
NOTE:  
CARRIER COMPRESSOR  
PART#: 68PD541-124-xx



ISOMETRIC VIEW



NOTE:  
TORQUE TO: 37 FT-LB PLAIN & LUBRICATED W/ CLEAN ENGINE OIL (15W-40)  
(SH. CAPSCREW M12 x 1.25 x 90mm)  
TIGHTEN IN TWO STEPS IN A CRIS-CROSS TIGHTENING SEQUENCE PATTERN.



NOTES:

- 1) USE SERVICABLE THREADLOCKER ON ALL FASTENERS TO ENGINE COMPONENTS AND TORQUE ALL BOLTS TO S.A.E. SPECIFICATIONS.
- 2) SEE "TRANSARGTIC A/C COMPRESSOR MOUNT INSTALLATION DISCLAIMER".

ITEM	QTY	U/M	PART NUMBER	DESCRIPTION
31	4	EACH	WLO08000	WASHER, LOCK, 1/2", 8, PLT
30	5	EACH	WLO06000	WASHER, LOCK, 3/8", 8, PLT
29	2	EACH	WLA12000	WASHER, LOCK, 12mm, 8.8, PLT
28	3	EACH	WLA10000	WASHER, LOCK, 10mm, 8.8, PLT
27	10	EACH	WFS06002	WASHER, FLAT, 3/8", L9, PLT
26	4	EACH	WFO08000	WASHER, FLAT, 1/2", 8, PLT
25	2	EACH	WFA12002	WASHER, FLAT, 12mm, HVY, 8.8, PLT
24	6	EACH	WFA10002	WASHER, FLAT, 10mm, HVY, 8.8, PLT
23	2	EACH	SLV17012	SLEEVE, PULLEY, 16.90 x 22.23 mm x12.19i
22	1	EACH	SCD21912	SPACER, COL, DRL, 21.9mm x 31.80 x12.3i
21	1	EACH	SCD16012	SPACER, COL, DRL, 16 mm x 31.80 x 12.0i
20	1	EACH	PLU05012	PULLEY, ASSY, IDLER, B/BX, 5", STL, PLT
19	1	EACH	PLU05001	PULLEY, ASSY, IDLER, B/S, 5", STL, PLT
18	5	EACH	NTQ06000	NUT, HEX, 3/8-16UNC, 8, PLT
17	2	EACH	NTA12000	NUT, HEX, 12 x 1.75, 8.8, PLT
16	3	EACH	NTA10000	NUT, HEX, 10 x 1.5, 8.8, PLT
15	1	EACH	KTT00004	KIT, TENSIONER BRACKET, ASSY, '17
14	1	EACH	KPC64094	KIT, PULLEY, 2B, ISB, 2013
13	1	EACH	KCB94195	KIT, COMPRESSOR, ALT, O5G, '16
12	4	EACH	CSF08101	CAPSCREW, FH, 1/2-20UNF x 1", ALLOY, PLT
11	2	EACH	CSF08031	CAPSCREW, FH, 8 x 1.25 x 30mm, 10.9, PLT
10	2	EACH	BTQ08151	BOLT, HEX, 1/2-20UNF x 1.50, 8, PLT
9	2	EACH	BTQ08125	BOLT, HEX, 1/2-13UNC x 1.25, 8, PLT
8	5	EACH	BTQ06175	BOLT, HEX, 3/8-16UNC, 1.75", 8, PLT
7	2	EACH	BTC12080	BOLT, HEX, 12 x 1.75 x 80mm, 10.9, PLT
6	3	EACH	BTC10045	BOLT, HEX, 10 x 1.5 x 45mm, 10.9, PLT
5	1	EACH	BMC90028	BKT, ALIGNMT BAR, ADD-ON, ISB, HDX, '17
4	1	EACH	BMC90022	BKT, MAIN, IDLER, WELDMT, ISL, HDX, '16
3	1	EACH	BMC90012	BKT, WELDMT, MAIN BASE, HDX, '16
2	1	EACH	BMC83125	BKT, WELDMT, ADAPTER PL, ISL, HDX, '13
1	1	EACH	BEL32388	BELT, BANDED B GR, 2388mm (94)

BILL OF MATERIALS  
**TRANSARGTIC INC.**

DRAWN	JRodriguez	6/1/2016	CHECKED	
REVISION	DESCRIPTION	DATE	BY	TITLE
1	ADDED KTT00004 & BMC90028	6/26/2017	JRR	
0	RELEASED TO PRODUCTION	6/1/2016	JRR	GA
			JMS	
			JMS	
			JMS	
			JMS	

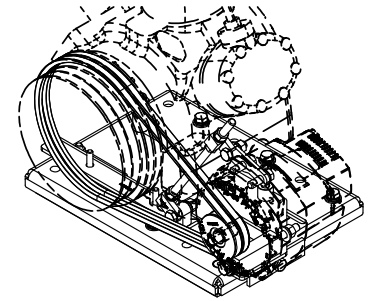
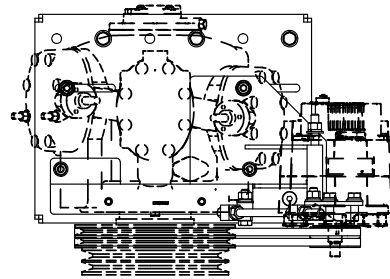
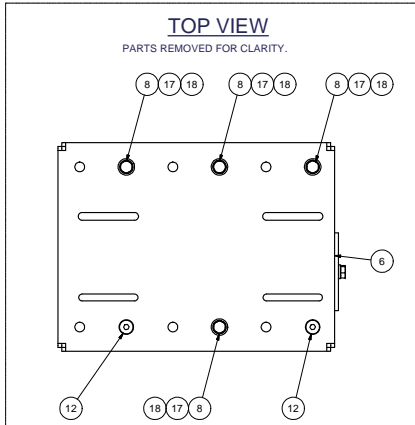
THIS DRAWING CONTAINS PROPRIETARY CONFIDENTIAL INFORMATION OWNED BY TRANSARGTIC CANADA INC. THE DOCUMENT AND THE INFORMATION IT IS NOT TO BE USED, DISCLOSED OR REPRODUCED WITHOUT EXPRESS WRITTEN PERMISSION OF THE COMPANY.

UNSPECIFIED TOLERANCES:	PLT (DIM)	ANGULAR	± .25
ONE DECIMAL PLACE (DIM)	± .005		
TWO DECIMAL PLACE (DIM)	± .002		
THREE DECIMAL PLACE (DIM)	± .001		



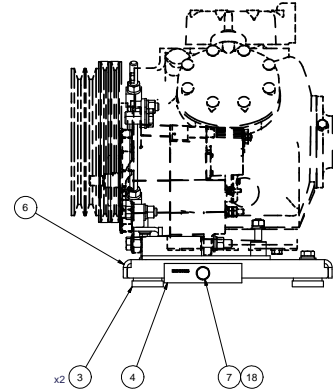
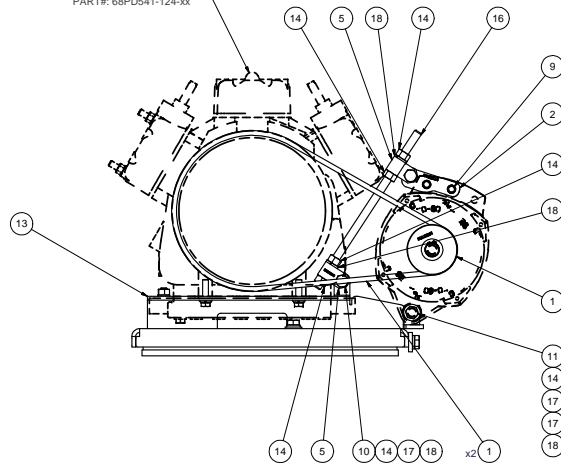
DRAWING UNIT OF MEASURE: MM (INCH)

SIZE	D	DWG NO	KMC641195	REV	1
SCALE	1:5				
			SHEET	1	OF 1



ISOMETRIC VIEW

NOTE:  
CARRIER COMPRESSOR  
PART#: 68PD541-124-xx



**NOTES:**

- 1) USE SERVICABLE THREADLOCKER ON ALL FASTENERS TO ENGINE COMPONENTS AND TORQUE **ALL** BOLTS TO S.A.E. SPECIFICATIONS.
- 2) SEE "TRANSARCTIC A/C COMPRESSOR MOUNT INSTALLATION DISCLAIMER".
- 3) WEIGHT: 56.87LBS.

ITEM	QTY	U/M	PART NUMBER	DESCRIPTION
18	12	EACH	WLO08000	WASHER, LOCK, 1/2", 8, PLT
17	10	EACH	WFO08000	WASHER, FLAT, 1/2", 8, PLT
16	1	EACH	TRD08120	THREADED, ROD, 1/2-13UNC x 12", 5 PLT
15	1	EACH	PUL03321	PULLEY, ALT, IDLER, 3.25"o, 2A
14	7	EACH	NT008000	NUT, HEX, 1/2-13UNC, 8, PLT
13	1	EACH	K8194195	KIT, PLATFORM, O5G W/ ALT, '16
12	2	EACH	CSF08076	CAPSCREW, FH, 1/2-20UNF x .75", ALLOY, PLT
11	1	EACH	BTQ08653	BOLT, HEX, 1/2-13UNC x 6.50, 8, PLT
10	1	EACH	BTQ08200	BOLT, HEX, 1/2-13UNC x 2.00, 8, PLT
9	3	EACH	BTQ08150	BOLT, HEX, 1/2-13UNC x 1.50, 8, PLT
8	4	EACH	BTQ08101	BOLT, HEX, 1/2-20UNF x 1.00, 8, PLT
7	1	EACH	BTQ08653	BOLT, HEX, 1/2-13UNC x 6.50, 5, PLT, FT
6	1	EACH	BMZ00043	BKT, MAIN, BASE PL, '13
5	2	EACH	BMT10011	BKT, TENR, BLOCK, OFFSET, 3mm
4	1	EACH	BMN80025	BKT, BACK, PL, SLIDE, IC, RE300
3	2	EACH	BMN80008	VIBRATION ISOLATOR, BAR, 16.50 x 2 x 1.50
2	1	EACH	BMCS3114	BKT, PL, ALT, SPACER, T3RE, '13
1	2	EACH	BELT1138	BELT, A GR, 1138mm (44.8") (17448)

**BILL OF MATERIALS**

BROWN	5/30/2016	
Checked	5/30/2016	
Jose Rodriguez	5/30/2016	
James Stewart	5/30/2016	
James Stewart	5/30/2016	
James Stewart	5/30/2016	
Dale Mason	5/30/2016	

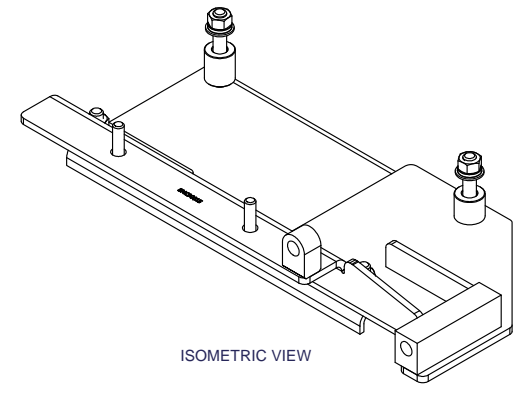
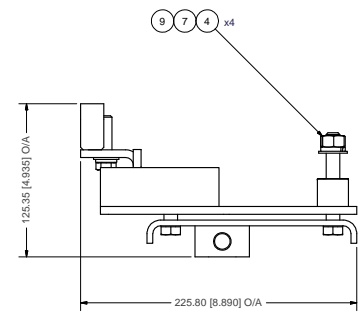
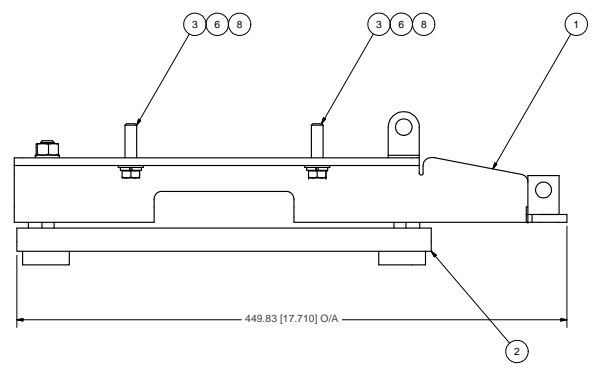
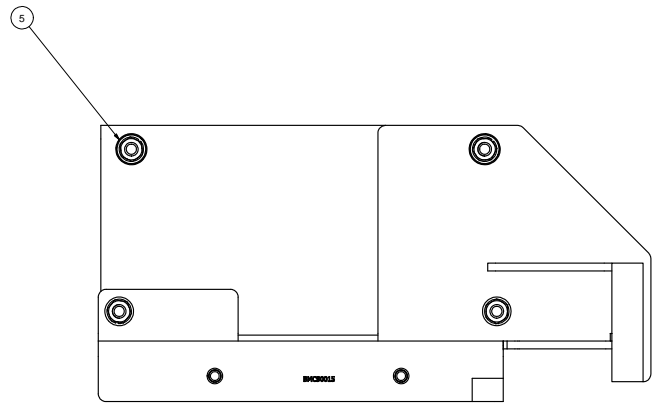
**TRANSARCTIC INC.**  
TITLE

KIT, COMPRESSOR, ALT, O5G, '16

SIZE D DWG NO KCB94195 REV 0  
SCALE 1:4 SHEET 1 OF 1

UNSPECIFIED TOLERANCES:	ALL DIMS	THIRD ANGLE PROJECTION
ONE DECIMAL PLACE (X.0)	±.005	
TWO DECIMAL PLACES (X.00)	±.002	
FRACTIONAL (1/16")	±.001	

DRAWING UNIT OF MEASURE: MM [INCH]



ISOMETRIC VIEW

- NOTES:**
- 1) USE SERVICABLE THREADLOCKER ON ALL FASTENERS TO ENGINE COMPONENTS AND TORQUE **ALL** BOLTS TO S.A.E. SPECIFICATIONS.
  - 2) SEE "TRANSARCTIC A/C COMPRESSOR MOUNT INSTALLATION DISCLAIMER".
  - 3) WEIGHT: 16.25 LBS.

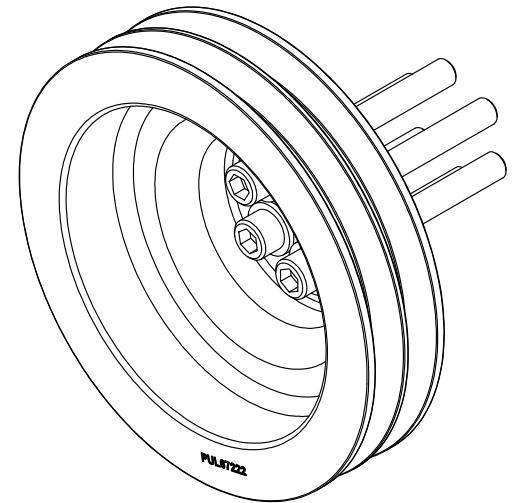
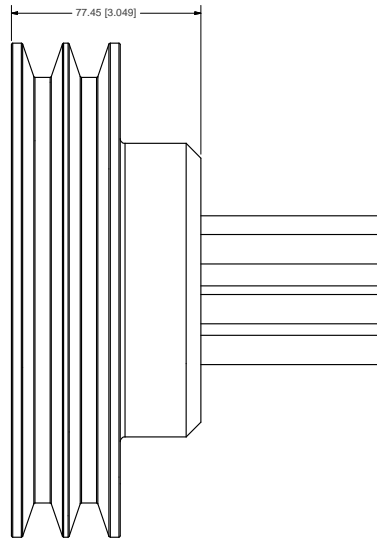
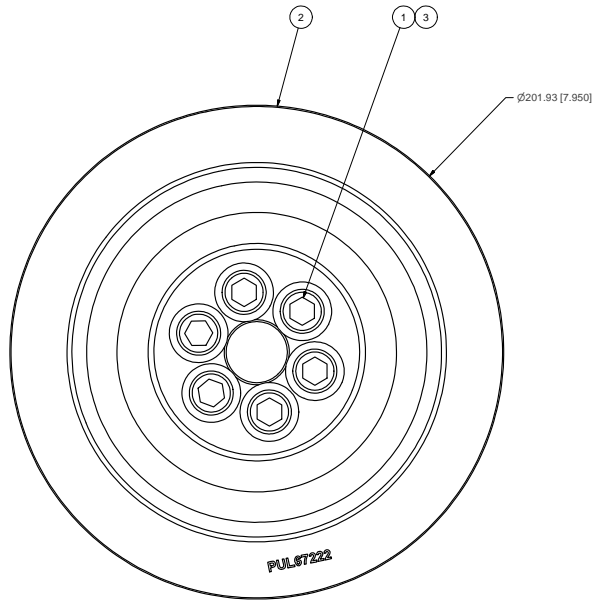

ITEM	QTY	U/M	PART NUMBER	DESCRIPTION
9	4	EACH	WLO07000	WASHER, LOCK, 7/16", 8, PLT
8	2	EACH	WLO06000	WASHER, LOCK, 3/8", 8, PLT
7	4	EACH	WFN07000	WASHER, FLAT, 7/16", 2, PLT
6	2	EACH	WFN06000	WASHER, FLAT, 3/8", 2, PLT
5	1	EACH	SCD29213	SPACER, COL, DRL, 29.21mm x 25.4o x 12.7i
4	4	EACH	NTP07000	NUT, HEX, 7/16-14UNC, 5, PLT
3	2	EACH	BTO06150	BOLT, HEX, 3/8-16UNC, 1.50", 8, PLT
2	1	EACH	BMN00010	BKT, MAIN, SLIDE, ASSY, IC, RE300
1	1	EACH	BMC90015	BKT, WELDMT, ALT EXTENSION, HDX, '16

**TRANSARCTIC INC.**

UNSPECIFIED TOLERANCES:	PLT DIM	FINISH
ONE DECIMAL PLACE (X.0)	30	SPR
TWO DECIMAL PLACE (X.00)	30	SPR
THREE DECIMAL PLACE (X.000)	30	SPR
FRACTIONAL (1/16")	30	SPR
ANGULAR (± .01)		

DRAWN	J Rodriguez	5/31/2016
CHECKED	Jose Rodriguez	5/31/2016
REVISION	DESCRIPTION	DATE
A	RELEASED TO PROTOTYPE	5/31/2016
	BY: JRR	
	GA	
	James Stewart	5/31/2016
	MFG	
	James Stewart	5/31/2016
	APPROVED	
	Dale Mason	5/31/2016

TITLE	KIT, PLATFORM, O5G W/ ALT, '16	
SIZE	D	DWG NO
SCALE	1:2	KBT94195
DRAWING UNIT OF MEASURE	MM [INCH]	REV
		0
SHEET	1	OF 1



ISOMETRIC VIEW

NOTES:

- 1) USE SERVICABLE THREADLOCKER ON ALL FASTENERS TO ENGINE COMPONENTS AND TORQUE **ALL BOLTS** TO S.A.E. SPECIFICATIONS.
- 2) SEE "TRANSARTIC A/C COMPRESSOR MOUNT INSTALLATION DISCLAIMER".
- 3) WEIGHT: 13.24 LB

ITEM	QTY	U/M	PART NUMBER	DESCRIPTION
3	6	EACH	WFS12002	WASHER, FLAT, HDN, 12mm, STL, BLK
2	1	EACH	PUL67222	PULLEY, CRANK, ADD-ON, ISB, 5.7L, 2B/IX '07
1	6	EACH	CSS12090	CAPSCREW, SH, 12 x 1.25 x 90mm, 12.9, FLT

**TRANSARTIG INC.**

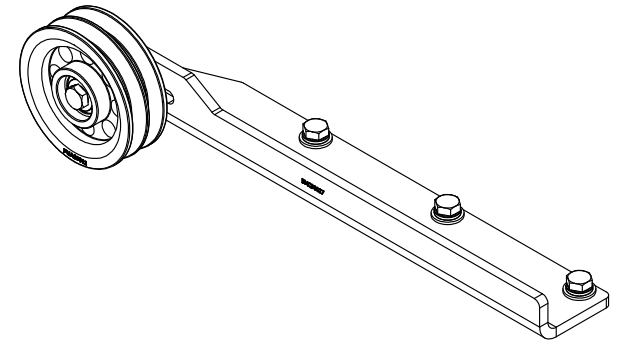
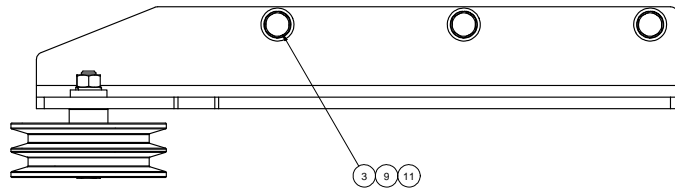
U	RELEASED TO PRODUCTION	11/6/2013	JRR
REV	DESCRIPTION	DATE	BY
1		11/6/2013	Val Jakowlew
2		10/21/2008	James Stewart
3		11/6/2013	Ron Ingram
4		11/6/2013	Dale Mason

THIS DRAWING CONTAINS PROPRIETARY CONFIDENTIAL INFORMATION OWNED BY TRANSARTIC CANADA INC. THE DOCUMENT AND THE INFORMATION IN IT ARE NOT TO BE USED, DISCLOSED OR REPRODUCED WITHOUT EXPRESS WRITTEN PERMISSION OF THE COMPANY.

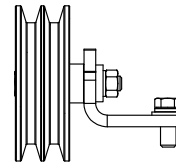
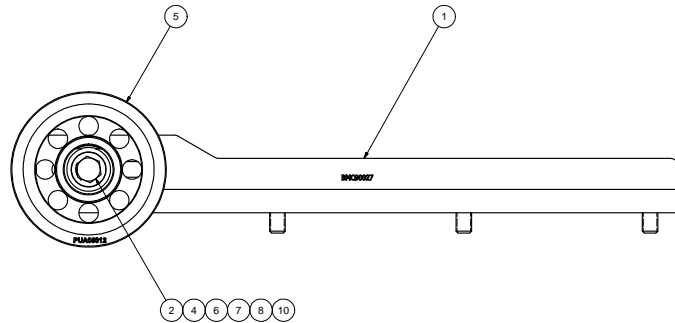
UNSPECIFIED TOLERANCES:			
ONE DECIMAL PLACE (X.0)	±0.10	FRONT	
TWO DECIMAL PLACE (X.00)	±0.02	DRILL	
THREE DECIMAL PLACE (X.000)	±0.002	DRILL	
FRACTIONAL (1/16")	±0.005	ANGULAR	±30'



DRAWN	Jose Rodriguez	11/6/2013	
CHECKED	Val Jakowlew	11/6/2013	
APPROVED	Ron Ingram	11/6/2013	
DATE	Dale Mason	11/6/2013	
TITLE		KIT, PULLEY, 2B, ISB, 2013	
SIZE	D	DWG NO	KPC64094
SCALE	1:1	REV	0
DRAWING UNIT OF MEASURE		MM (INCH)	
SHEET		1 OF 1	



ISOMETRIC VIEW



- NOTES:
- 1) USE SERVICABLE THREADLOCKER ON ALL FASTENERS TO ENGINE COMPONENTS AND TORQUE ALL BOLTS TO S.A.E. SPECIFICATIONS.
  - 2) SEE "TRANSARGTIC A/C COMPRESSOR MOUNT INSTALLATION DISCLAIMER".

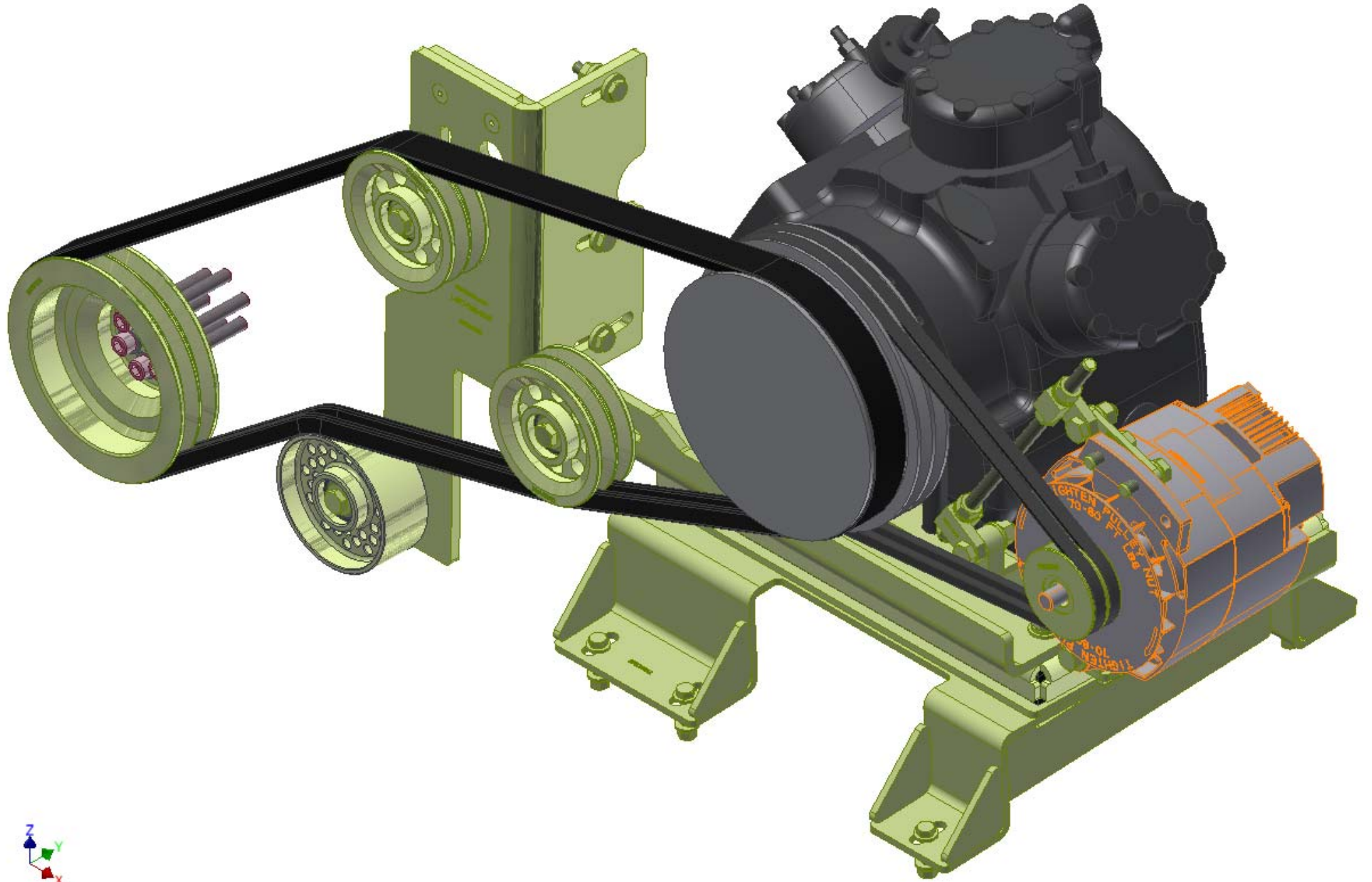
ITEM	QTY	U/M	PART NUMBER	DESCRIPTION
11	3	EACH	WLO08000	WASHER, LOCK, 1/2", 8, PLT
10	1	EACH	WLA12000	WASHER, LOCK, 12mm, 8.8, PLT
9	3	EACH	WFO08000	WASHER, FLAT, 1/2", 8, PLT
8	1	EACH	WFA12002	WASHER, FLAT, 12mm, HVY, 8.8, PLT
7	1	EACH	SLV17012	SLEEVE, PULLEY, 16.90 x 22.23 mm x12.19i
6	1	EACH	SCD21912	SPACER, COL, DRL, 21.9mm x 31.80 x12.3i
5	1	EACH	PUA05012	PULLEY, ASSY, IDLER, B/BX gr, 5" STL, PLT
4	1	EACH	NTA12000	NUT, HEX, 12 x 1.75, 8.8, PLT
3	3	EACH	BTC08126	BOLT, HEX, 1/2"-20UNF x 1.25, 8, PLT
2	1	EACH	BTC12080	BOLT, HEX, 12 x 1.75 x 80mm, 10.9, PLT
1	1	EACH	BMC90027	BKT, IDLER, F/S ADD-ON, 17

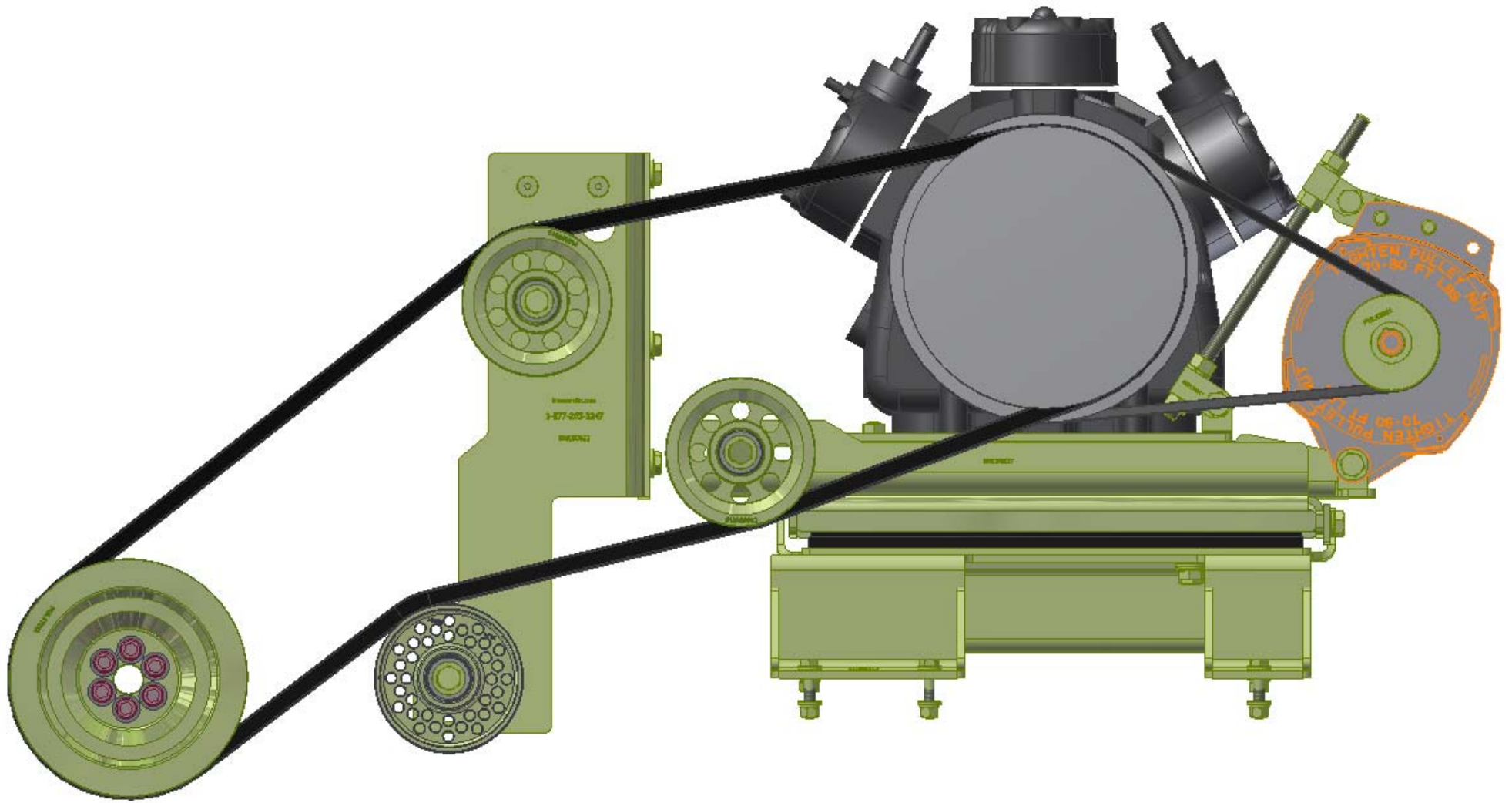
**TRANSARGTIC INC.**


UNSPECIFIED TOLERANCES:	ALL DIMS	THIRD ANGLE PROJECTION
ONE DECIMAL PLACE (X.0)	FRONT	
TWO DECIMAL PLACES (X.00)	DRILL	
THREE DECIMAL PLACES (X.000)	HOLES	
FRACTIONAL (1/16")	ANGULAR (± .01)	

BROWN	9/21/2017	<b>TRANSARGTIC INC.</b> TITLE <b>KIT, TENSIONER BRACKET, ASS'Y, 17</b> SIZE D DWG NO <b>KTT00004</b> REV 0
Checked	9/21/2017	
Released to Production	9/21/2017	
Approved	9/21/2017	
DATE	9/21/2017	


DRAWING UNIT OF MEASURE: MM [INCH] SCALE: 1:2 SHEET 1 OF 1

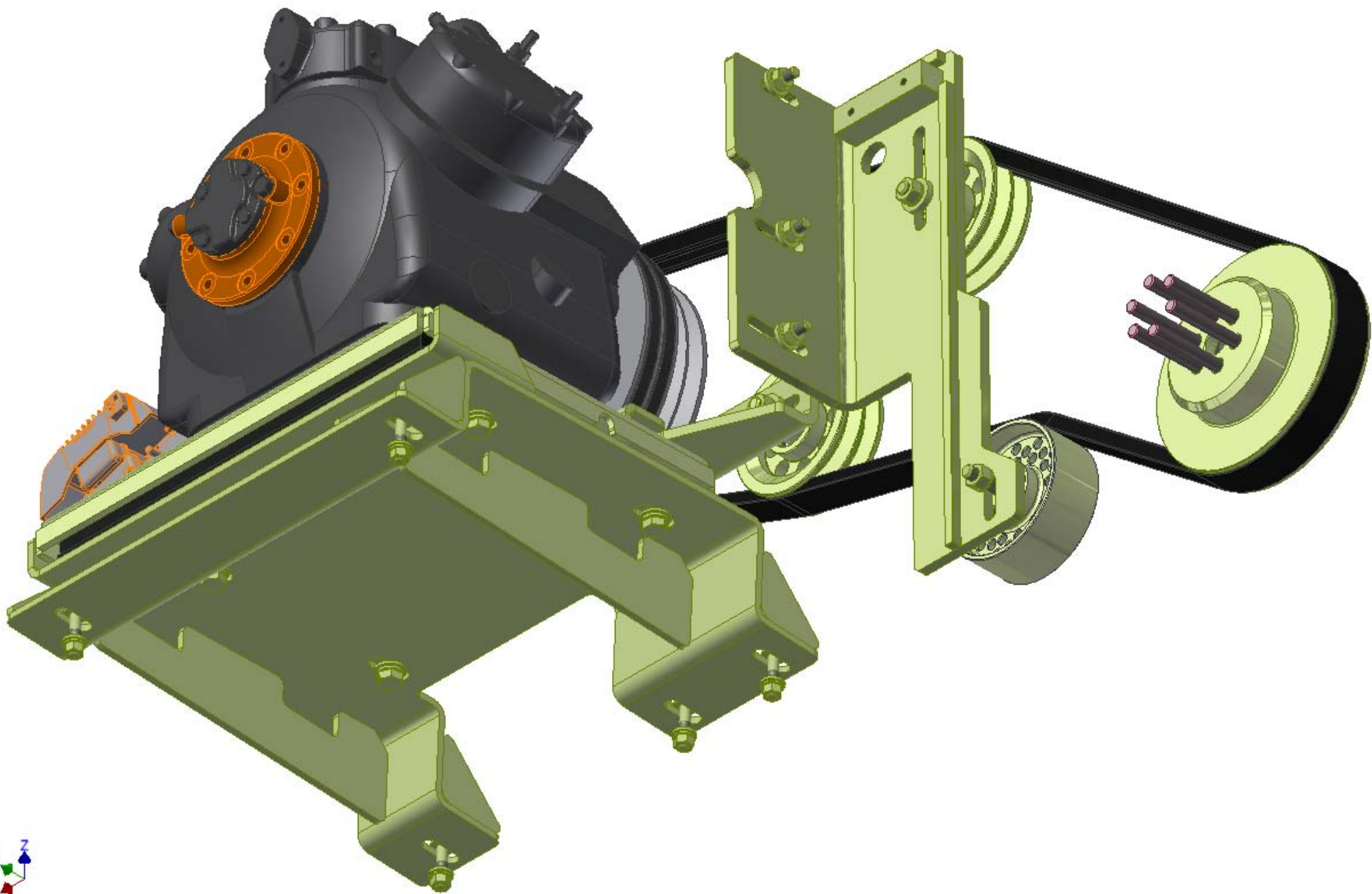












## **TransArctic A/C Compressor Mount Installation Disclaimer**

All compressor mounts should be installed by qualified and trained personnel using proper tools and equipment in safe working conditions following industry standard guidelines for motor vehicle service and repair.

The installer of any compressor mount purchased from TransArctic must undertake all responsibility of issues arising from that compressor bracket being installed on any vehicle. As well as insure that a **proper and sufficient ground** is established between the compressors' clutches and the vehicle's engine. Mount functionality, operation and durability can all be compromised by an incompetent installation.

Due to the many different situations, parameters and application criteria, which are beyond the compressor mount manufacturer's control, TransArctic does not warrant design, durability, or operational functionality of any compressor mount improperly installed by another party.

**With no implied guarantees it is the mount installer's strict responsibility to determine safety and functionality, of the compressor mount, at the time of installation.**

Please contact TransArctic with any issue arising from installation so we may better improve the product. If you have any reservations about the compressor mount integrity contact TransArctic immediately at 1-877-COLD-AIR.

**Mark OEM tensioner location**

**Install Kit**

**Check for Interferences**

**Check to ensure that the proper OEM tensioner orientation is maintained**

**Run engine with A/C system engaged for at least 10 minutes to run in belt**

**Check OEM tensioner orientation and adjust as required**

### **Responsabilidad limitada de TransArctic en la instalación del soporte del compresor**

Todos los soportes de los compresores deben ser instalados por personas calificadas y entrenadas, usando para ello los equipos y herramientas necesarios para esta labor en buenas condiciones y según las normas y guías para el servicio y/o reparación de motores de vehículos.

El instalador de los soportes comprados en TransArctic asume toda la responsabilidad de cualquier problema que surga en el soporte del compresor al vehículo; de igual manera es responsable que el cable a tierra sea conectado entre el embrague del compresor y el motor del vehículo.

Se advierte que el buen funcionamiento y la durabilidad del soporte pueden ser comprometidos por defectos en su instalación.

Debido a las diversas situaciones que se puedan presentar fuera del control del fabricante, TransArctic no garantiza el diseño, la durabilidad o el correcto funcionamiento de cualquier equipo inapropiadamente instalado por terceros.

**Esta sobreentendido que el Instalador del montaje del compresor es estrictamente responsable de la seguridad y funcionamiento del equipo en el momento de la instalación.**

Si tuviera algún problema o duda acerca de la instalación del soporte del compresor pongase en contacto inmediatamente con TransArctic al teléfono 1-877-COLD-AIR de modo que podamos mejorar nuestro producto.

**Note la ubicación del medidor de tensión OEM**

**Instale el equipo**

**Controlar si hay interferencias.**

**Asegurese que el medidor de tensión mantenga la orientación justa.**

**Encienda el motor por lo menos 10 minutos con el sistema A/C enganchado para que la correa corra**

**Controle la orientación justa del medidor de tensión y ajuste a las condiciones requeridas del fabricante**