

Bill of Materials Listing

12/19/2005

TransArctic Canada Inc.

Page 1 of 1

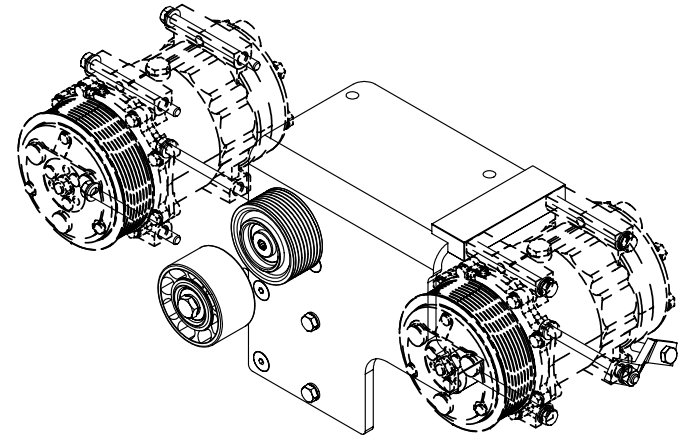
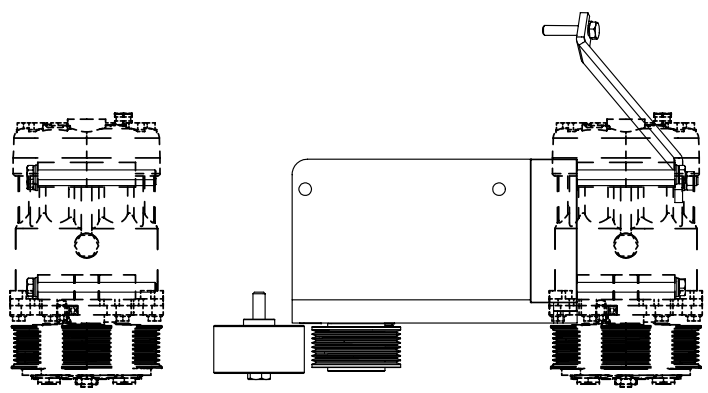
Product Number		Description	Bin	Date	Weight	Uof M	Yield
Line	Component Prod#	Description		Unit	Qty		
KMK72073		Mt Kit, C7, TH C2, 2 SD-7		4/21/2005	18.12		0
10	BEL83035	Belt, 8gr, 3035mm (119.5") (5081195)		each	1		
15	BMK70047	Bkt, Main, Weldmnt, C7, FTLR, M2/C2, P8		each	1		
16	BMK70055	Bkt, Brace, RR, C7, Ftlr C2/M2, P8		each	1		
20	KBK72673	Bag Kit, Fasteners, KMK72673/KMK72073		each	1		
30	SLV17010	Sleeve, Pulley, 16.9o x 22.23mm x 10.32i		each	1		
40	SCD12710	Spacer, Col, Drl, 12.7mm x 25.4o x 10.32i		each	1		
45	SCD15910	Spacer, Col, Drl, 15.88mm x 25.4o x 10.32i		each	2		
50	PUL81074	Pulley, Idler, Frontside, P8,74d (89103)		each	1		
60	PUL80076	Pulley, Idler, Backside, P8, 76d (89062)		each	1		
70	TUS02045	Tube, Stl, Exh, 2"o.d., 45 deg elb, 6x6		each	1		
80	CLP36001	Clamp, Gear, #36,1 13/16-2 3/4 (46/70mm)		each	2		

Bill of Materials Listing

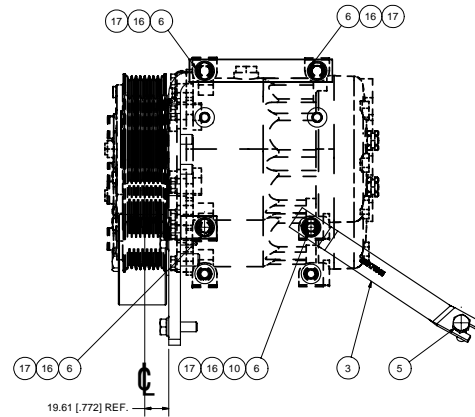
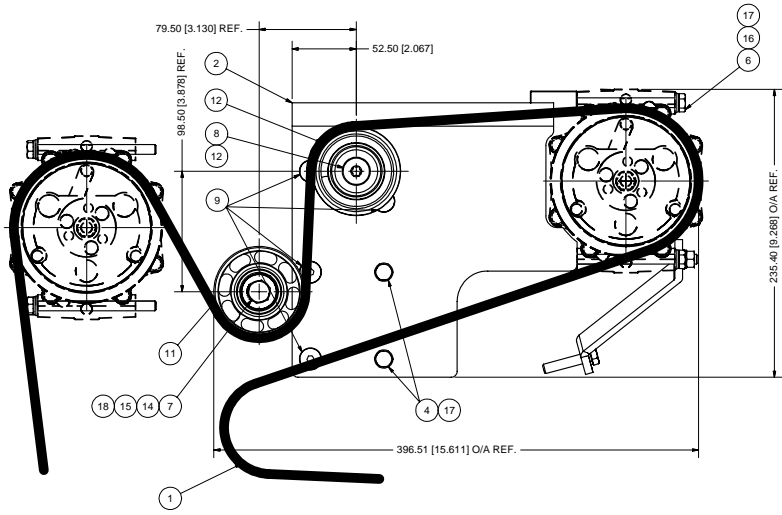
TransArctic Canada Inc.

9/7/2006
Page 1 of 1

Product Number		Description	Bin	Date	Weight	Uof M	Yield
Line	Component Prod#	Description		Unit	Qty		
KBK72673		Bag Kit, Fasteners, KMK72673/KMK72073		4/21/2005	1.13		0
10	BTS10001	Bolt, Shoulder, 10mm (89064)		each	1		
20	WDS17001	Washer, Dust Cover (89060)		each	1		
40	CSF08021	Capscrew, FH, 8 x 1.25 x 20mm, 10.9,Plt		each	4		
50	BTC10065	Bolt, Hex, 10 x 1.5 x 65mm, 10.9, Plt		each	1		
60	BTC08040	Bolt, Hex, 8 x 1.25 x 40mm, 10.9, Plt		each	1		
70	BTC08100	Bolt, Hex, 8 x 1.25 x 100mm, 10.9, Plt		each	8		
80	BTC08025	Bolt, Hex, 8 x 1.25 x 25mm, 10.9, Plt		each	2		
90	WLA10000	Washer, Lock, 10mm, 8.8, Plt		each	1		
100	WLA08000	Washer, Lock, 8mm, 8.8, Plt		each	10		
110	NTA08000	Nut, Hex, 8 x 1.25, 8.8, Plt		each	1		
120	WFA08000	Washer, Flat, 8mm, 8.8, Plt		each	9		



ISOMETRIC VIEW



NOTES:

- 1) USE SERVICABLE THREADLOCKER ON ALL FASTENERS TO ENGINE COMPONENTS AND TORQUE ALL BOLTS TO S.A.E. SPECIFICATIONS.
- 2) SEE "TRANSARC TIC A/C COMPRESSOR MOUNT INSTALLATION DISCLAIMER".

ITEM	QTY	U/M	PART NUMBER	DESCRIPTION
18	1	EACH	WLA10000	WASHER, LOCK, 10mm, 8.8, PLT
17	10	EACH	WLA08000	WASHER, LOCK, 8mm, 8.8, PLT
16	9	EACH	WFA08000	WASHER, FLAT, 8mm, 8.8, PLT
15	1	EACH	WDS17001	WASHER, DUST COVER (PUL80076)
14	1	EACH	SLV17010	SLEEVE, PULLEY, 16.9o x 22.23mm x 10.32i
13	1	EACH	SCD12710	SPACER, COL, DRL, 12.7mm x 25.4o x10.32i
12	1	EACH	PUL81074	PULLEY, IDLER, FRONTSIDE, P8, 74d x 39w
11	1	EACH	PUL80076	PULLEY, IDLER, BACKSIDE, P8, 76D, 39W
10	1	EACH	NTA08000	NUT, HEX, 8 x 1.25, 8.8, PLT
9	4	EACH	CSF08021	CAPSCREW, FH, 8 x 1.25 x 10mm, 10.9, PLT
8	1	EACH	BTS10001	BOLT, HEX, 10mm (IDLER PULLEY)
7	1	EACH	BTC10065	BOLT, HEX, 10 x 1.5 x 65mm, 10.9, PLT
6	8	EACH	BTC08100	BOLT, HEX, 8 x 1.25 x 100mm, 10.9, PLT
5	1	EACH	BTC08040	BOLT, HEX, 8 x 1.25 x 40mm, 10.9, PLT
4	2	EACH	BTA08025	BOLT, HEX, 8 x 1.25 x 25mm, 8.8, PLT
3	1	EACH	BMK70055	BRKT, BRACE, RR, C7, Filr C2/M2, P8
2	1	EACH	BMK70047	BRKT, MAIN, WELDUNIT, C7, FTLR, M2/C2, P8
1	1	EACH	BEL3035	BELT, Bgr, 3035mm (119.5") (5081195)

Parts List

DRAWN	10/4/2005
CHECKED	10/4/2005
RELEASED TO PRODUCTION	10/4/2005
DATE:	10/4/2005
BY:	James Stewart
APPROVED	10/4/2005
DATE:	10/4/2005
BY:	Val Jakovlew
DATE:	10/4/2005
BY:	Dale Mason




Mt Kit, C7, TH C2.2 SD7H15

UNSPECIFIED TOLERANCES:
ONE DECIMAL PLACE (X.0) .05 MM
TWO DECIMAL PLACE (X.00) .02 MM
THREE DECIMAL PLACE (X.000) .01 MM
FRACTIONAL (1/16) .0625
ANGULAR ± .50°



DRAWING UNIT OF MEASURE: MM [INCH]

SIZE	D	DWG NO	KMK72073	REV	0
SCALE	1:1	SHEET	1	OF	1



Insert steel elbow as shown

TransArctic A/C Compressor Mount Installation Disclaimer

All compressor mounts should be installed by qualified and trained personnel using proper tools and equipment in safe working conditions following industry standard guidelines for motor vehicle service and repair.

The installer of any compressor mount purchased from TransArctic must undertake all responsibility of issues arising from that compressor bracket being installed on any vehicle. Mount functionality, operation and durability can all be compromised by an incompetent installation.

Due to the many different situations, parameters and application criteria, which are beyond the compressor mount manufacturer's control, TransArctic does not warrant design, durability, or operational functionality of any compressor mount improperly installed by another party.

With no implied guarantees it is the mount installer's strict responsibility to determine safety and functionality, of the compressor mount, at the time of installation.

Please contact TransArctic with any issue arising from installation so we may better improve the product. If you have any reservations about the compressor mount integrity contact TransArctic immediately at 1-877-COLD-AIR.