

# Bill of Materials Listing

TransArctic Canada Inc.

6/27/2007

Page 1 of 1

Product Number		Description	Bin	Date	Weight	Uof M	Yield
Line	Component Prod#	Description		Unit	Qty		
<b>KMN61371</b>		<b>Mt. Kit, MForce 7, CE200, TM-21, 07</b>		<b>5/12/2007</b>	<b>2.03</b>		<b>0</b>
10	BEL82743	Belt, 8gr, 2743mm (108") (5081080)		each	1		
20	PUL80076	Pulley, Idler, Backside, P8, 76d (89062)		each	1		
30	SCD12708	Spacer, Col, Drl, 12.7mm x 25.4o x 8.33i		each	4		
40	KBN61371	Bag Kit, Fasteners, KMN61371		each	1		

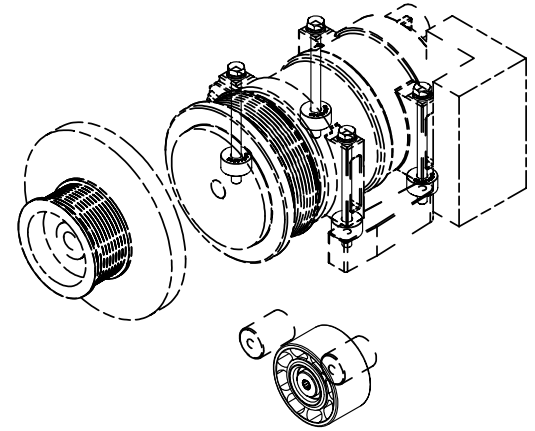
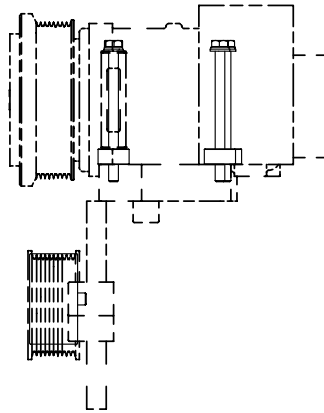
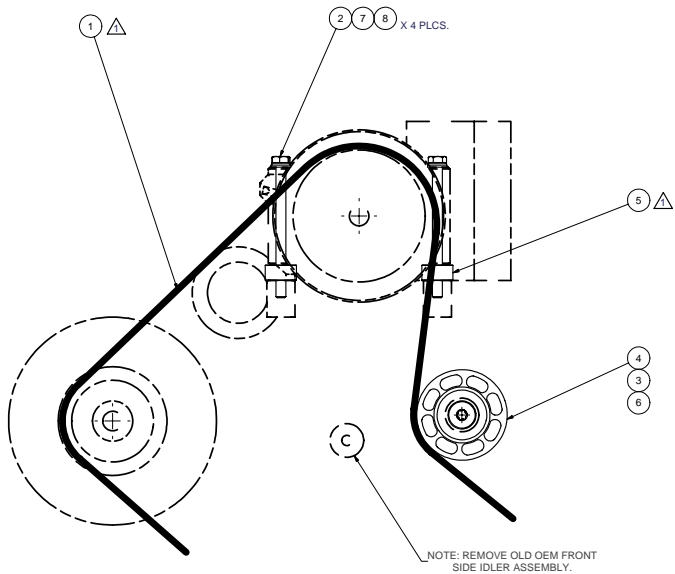
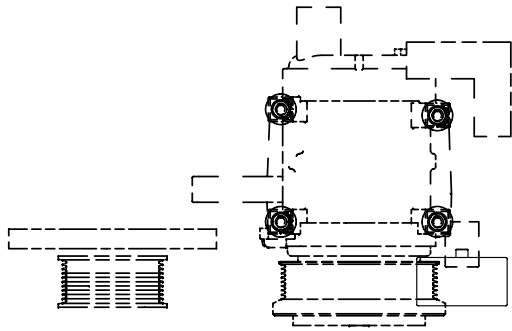
# Bill of Materials Listing

TransArctic Canada Inc.

6/27/2007

Page 1 of 1

Product Number		Description	Bin	Date	Weight	Uof M	Yield
Line	Component Prod#	Description		Unit	Qty		
<b>KBN61371</b>		<b>Bag Kit, Fasteners, KMN61371</b>		<b>6/8/2007</b>	<b>0.44</b>		<b>0</b>
10	BTC08110	Bolt, Hex, 8 x 1.25 x 110mm, 10.9, Plt		each	4		
20	BTS10001	Bolt, Shoulder, 10mm (89064)		each	1		
30	WDS17001	Washer, Dust Cover (89060)		each	1		
40	WFA08000	Washer, Flat, 8mm, 8.8, Plt		each	4		
50	WLA08000	Washer, Lock, 8mm, 8.8, Plt		each	4		



ISOMETRIC VIEW

- NOTES:**
- 1) USE SERVICABLE THREADLOCKER ON ALL FASTENERS TO ENGINE COMPONENTS AND TORQUE **ALL** BOLTS TO S.A.E. SPECIFICATIONS.
  - 2) SEE "TRANSARGTIC A/C COMPRESSOR MOUNT INSTALLATION DISCLAIMER".

ITEM	QTY	UM	PART NUMBER	DESCRIPTION
8	4	EACH	WLA08000	WASHER, LOCK, 8mm, 8.8, PLT
7	4	EACH	WFA08000	WASHER, FLAT, 8mm, 8.8, PLT
6	1	EACH	WDS17001	WASHER, DUST COVER (PUL80076)
5	4	EACH	SCD12708	SPACER, COL, DRL, 12.7mm x 25.40 x 8.33
4	1	EACH	PUL80076	PULLEY, IDLER, BACKSIDE, P8, 76D, 39W
3	1	EACH	BTS10001	BOLT, SHOULDER, 10mm (IDLER PULLEY)
2	4	EACH	BTC08110	BOLT, HEX, 8 x 1.25 x 110mm, 10.9, FLT
1	1	EACH	BEL82743	BELT, 8gr, 2743mm (108") (5081080)

BILL OF MATERIALS  
**TRANSARGTIC INC.**

DRAWN	brundie	6/5/2007		
CHECKED	James Stewart	6/5/2007	TITLE	
RELEASED TO PRODUCTION	James Stewart	6/5/2007		
REVISION	DESCRIPTION	DATE	BY	
1	CHANGED BELT AND SPACERS	6/27/2007	BRAB	
0	RELEASED TO PRODUCTION	6/5/2007	BRAB	
			Vaj lakoview	6/5/2007
			Ron Ingram	6/5/2007
			Dale Mason	6/5/2007


THIS DRAWING CONTAINS PROPRIETARY CONFIDENTIAL INFORMATION OWNED BY TRANSARGTIC CANADA INC. THE DOCUMENT AND THE INFORMATION IT CONTAINS ARE NOT TO BE USED, DISCLOSED OR REPRODUCED WITHOUT EXPRESS WRITTEN PERMISSION OF THE COMPANY.

UNSPECIFIED TOLERANCES: ALL DIMENSIONS  
 DIM DECIMAL PLACE (.XX) .0100 (10%)  
 DIM FRACTIONAL PLACE (XX/XX) .0050 (5%)  
 DIM FRACTIONAL PLACE (XX/XX) .0025 (2.5%)

THIRD ANGLE PROJECTION

SIZE	DWG NO	REV
D	KMN61371	1
SCALE	1:2	SHEET 1 OF 1

DRAWING UNIT OF MEASURE: MM (INCH)



## **TransArctic A/C Compressor Mount Installation Disclaimer**

All compressor mounts should be installed by qualified and trained personnel using proper tools and equipment in safe working conditions following industry standard guidelines for motor vehicle service and repair.

The installer of any compressor mount purchased from TransArctic must undertake all responsibility of issues arising from that compressor bracket being installed on any vehicle. As well as insure that a **proper and sufficient ground** is established between the compressors' clutches and the vehicle's engine. Mount functionality, operation and durability can all be compromised by an incompetent installation.

Due to the many different situations, parameters and application criteria, which are beyond the compressor mount manufacturer's control, TransArctic does not warrant design, durability, or operational functionality of any compressor mount improperly installed by another party.

**With no implied guarantees it is the mount installer's strict responsibility to determine safety and functionality, of the compressor mount, at the time of installation.**

Please contact TransArctic with any issue arising from installation so we may better improve the product. If you have any reservations about the compressor mount integrity contact TransArctic immediately at 1-877-COLD-AIR.