

Bill of Materials Listing

TransArctic Canada Inc.

9/4/2008
Page 1 of 1

Product Number		Description	Bin	Date	Weight	Uof M	Yield
Line	Component Prod#	Description		Unit	Qty		
KMM71900		Mt Kit, 7.2L MBE926, M2, 1 TM-31, SB		1/9/2008	39.42		0
10	BEL21626	Belt, B gr, 1626mm (64") (BX61)		each	1		
20	BMM70001	Bkt, Main, M2, FTLR, MBE926		each	1		
30	BMM70002	Bkt, Tenr, M2, FTLR, MBE926 (TEN00002)		each	1		
40	BMM60014	Bkt, Block, Slide, M2, FTLR, MBE906		each	1		
60	SLV17040	Sleeve, Pulley, 16.9o x 14.29mm x 10.08i		each	1		
70	SCD12710	Spacer, Col, Drl, 12.7mm x 25.4o x10.32i		each	1		
80	PUL20200	Pulley, Fan, Add-on, AB, 200d x 32.25w		each	1		
90	PUA21076	Pulley, Assy, Idler, AB, 3"d , ALUM, PLT		each	1		
100	TEN00002	Tenr, Spring, Un-Direct, 90d, 3/8 x 4.5"/3.5"		each	1		
110	FTS04090	Ftg, Pipe, Elbow, 1/8" NPT, Brass, F-M		each	1		
120	KBM71900	Bag Kit, Fasteners, KMM71900		each	1		

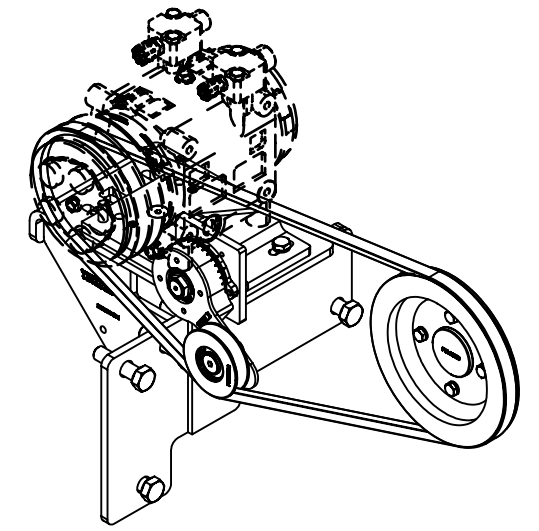
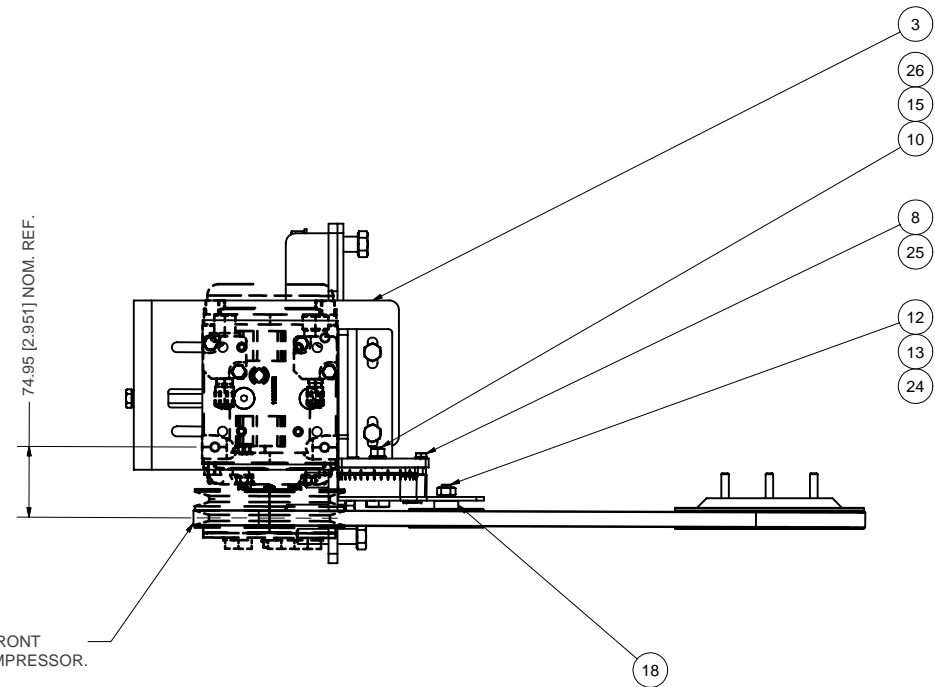
Bill of Materials Listing

TransArctic Canada Inc.

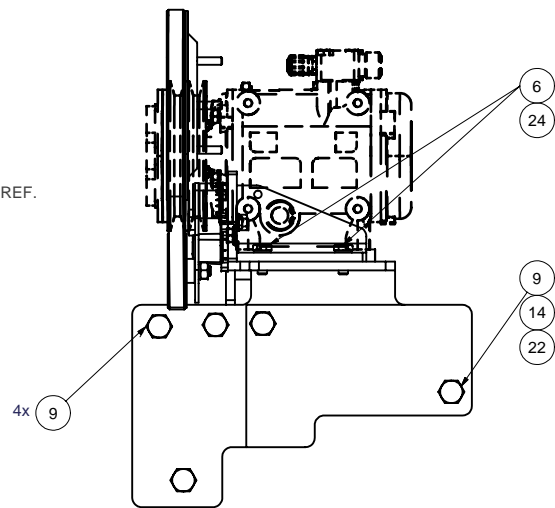
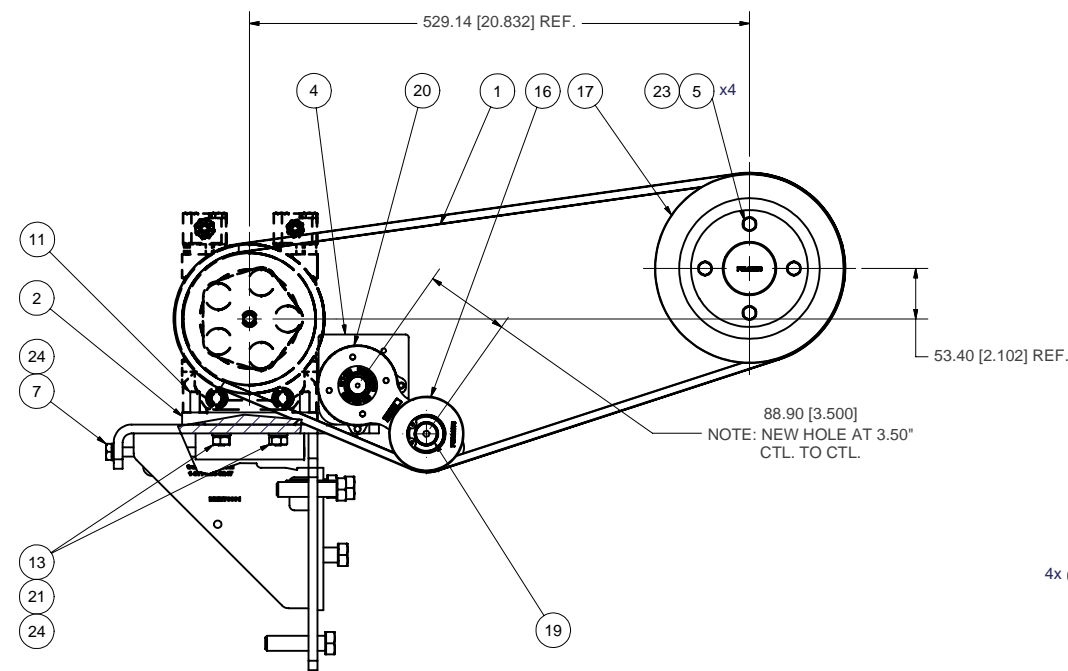
10/23/2008

Page 1 of 1

Product Number		Description	Bin	Date	Weight	Uof M	Cost	Yield
Line	Component Prod#	Description		Unit	Qty			Extension
KBM71900		Bag Kit, Fasteners, KMM71900		2/27/2004		2.41		0
5	CSF10046	Capscrew, FH, 10 x 1.5 x 45mm, 10.9,Plt		each	1		0.29	0.29
10	CSF10036	Capscrew, FH, 10 x 1.5 x 35mm, 10.9,Plt		each	4		0.23	0.94
20	CSF06250	Capscrew, FH, 3/8-16 x 2.5", Alloy, Plt		each	1		0.51	0.51
30	BTC10100	Bolt, Hex, 10 x 1.5 x 100mm, 10.9, Plt		each	1		1.57	1.57
40	BTC10025	Bolt, Hex, 10 x 1.5 x 25mm, 10.9, Plt		each	2		0.20	0.40
50	BTC08035	Bolt, Hex, 8 x 1.25 x 35mm, 10.9, Plt		each	4		0.44	1.74
60	BTP04075	Bolt, Hex, 1/4-20unc, .75", 5, Plt		each	1		0.04	0.04
65	BTQ10250	Bolt, Hex, 5/8-11unc, 2.5", 8, PLT		each	5		0.58	2.89
70	NTA10000	Nut, Hex, 10 x 1.5, 8.8, Plt		each	5		0.12	0.58
74	NTL10000	Nut, Lock, Hex, 5/8-11unc, 9, Plt		each	1		0.26	0.26
75	NTP06000	Nut, Hex, 3/8-16unc, 5, Plt		each	1		0.18	0.18
80	WFA10000	Washer, Flat, 10mm, 8.8, Plt		each	4		0.02	0.08
85	WFQ10000	Washer, Flat, 5/8", 8, Plt		each	1		0.17	0.17
90	WLA10000	Washer, Lock, 10mm, 8.8, Plt		each	8		0.03	0.27
100	WLA08000	Washer, Lock, 8mm, 8.8, Plt		each	4		0.02	0.09
105	WLP04000	Washer, Lock, 1/4", 5, Plt		each	1		0.01	0.01
110	WLP06000	Washer, Lock, 3/8", 5, Plt		each	1		0.01	0.01
								10.04



ISOMETRIC VIEW



NOTES:

- 1) USE SERVICABLE THREADLOCKER ON ALL FASTENERS TO ENGINE COMPONENTS AND TORQUE **ALL** BOLTS TO S.A.E. SPECIFICATIONS.
- 2) SEE "TRANSARCTIC A/C COMPRESSOR MOUNT INSTALLATION DISCLAIMER".

ITEM	QTY	U/M	PART NUMBER	DESCRIPTION
26	1	EACH	WLP06000	WASHER, LOCK, 3/8", 5, PLT
25	1	EACH	WLP04000	WASHER, LOCK, 1/4", 5, PLT
24	8	EACH	WLA10000	WASHER, LOCK, 10mm, 8.8, PLT
23	4	EACH	WLA08000	WASHER, LOCK, 8mm, 8.8, PLT
22	1	EACH	WFO10000	WASHER, FLAT, 5/8", 8, PLT
21	4	EACH	WFA10000	WASHER, FLAT, 10mm, 8.8, PLT
20	1	EACH	TEN00002	TENR, SPRING, UN-DIRECT, 90D, 3/8 X 3.5"
19	1	EACH	SLV17040	SLEEVE, PULLEY, 16.9o x 14.29mm x 10.08i
18	1	EACH	SCD12710	SPACER, COL, DRL, 12.7mm x 25.4o x 10.32i
17	1	EACH	PUL20200	PULLEY, FAN, ADD-ON, AB, 200d x 32.25w
16	1	EACH	PUA21076	PULLEY, ASSY, IDLER, AB, 3"D, ALUM, PLT
15	1	EACH	NTP06000	NUT, HEX, 3/8-16UNC, 5, PLT
14	1	EACH	NTL10000	NUT, HEX, 1/2-13UNC, 8.8, PLT
13	5	EACH	NTA10000	NUT, HEX, 10 x 1.5, 8.8, PLT
12	1	EACH	CSF10046	CAPSCREW, FH, 10 x 1.5 x 45mm, 10.9, PLT
11	4	EACH	CSF10036	CAPSCREW, FH, 10 x 1.5 x 35mm, 10.9, PLT
10	1	EACH	CSF06250	CAPSCREW, FH, 3/8-16 x 2.5", 9, PLT
9	5	EACH	BTQ10250	BOLT, HEX, 5/8-11UNC, 2.50", 8, PLT
8	1	EACH	BTP04075	BOLT, HEX, 1/4-20UNC, .75", 5, PLT
7	1	EACH	BTC10100	BOLT, HEX, 10 x 1.5 x 100mm, 10.9, PLT
6	2	EACH	BTC10025	BOLT, HEX, 10 x 1.5 x 25mm, 10.9, PLT
5	4	EACH	BTC08035	BOLT, HEX, 8 x 1.25 x 35mm, 10.9, PLT
4	1	EACH	BMM70002	BKT, TENSIONER, ANGLE, PLATE, 3/8", MBE 926
3	1	EACH	BMM70001	Bkt, Main, M2, FTLR, MBE926
2	1	EACH	BMM60014	BKT, SLIDE, BLOCK, ASSY, M2, MBE906
1	1	EACH	BEL21626	BELT, B gr. 1626mm (64") (BX61)

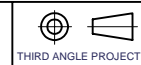
BILL OF MATERIALS

DRAWN	Jose Rodriguez	9/4/2008	
CHECKED	Ron Ingram	9/4/2008	
REV	ECN	DATE	BY
0		9/4/2008	JRR
1		9/4/2008	QA
2		9/4/2008	James Stewart
3		9/4/2008	Val Jakowlew
4		9/4/2008	Dale Mason

TRANSARCTIC INC.


TITLE
Mt Kit, 7.2L MBE926, M2, 1 TM-31, SB

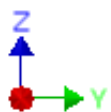
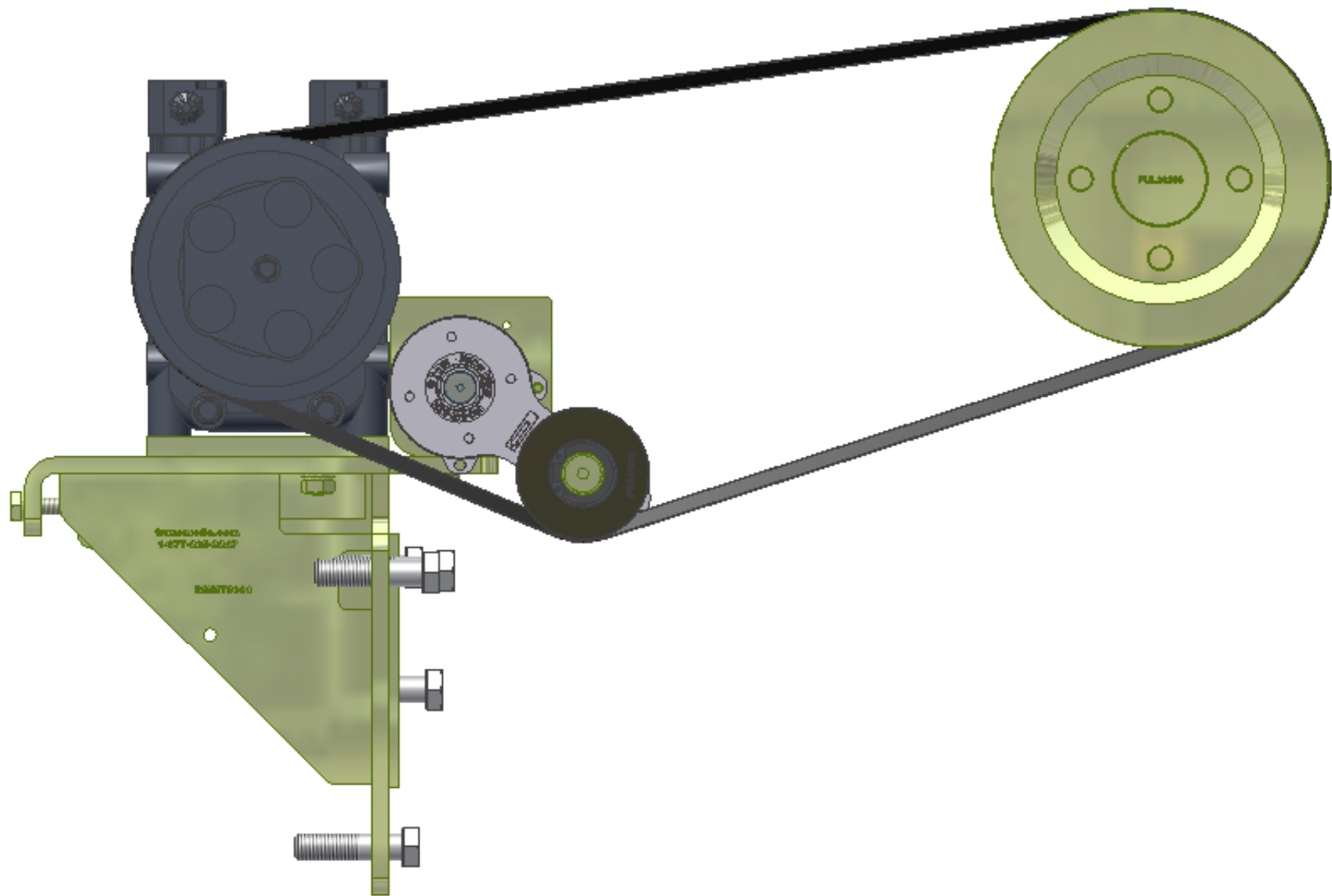
UNSPECIFIED TOLERANCES:	MM	INCH
ONE DECIMAL PLACE (XX)	.50	.020
TWO DECIMAL PLACE (XXX)	.25	.010
THREE DECIMAL PLACE (XXXX)	.10	.005
FRACTIONAL +/- .002		ANGULAR +/- .50

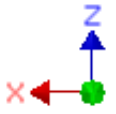
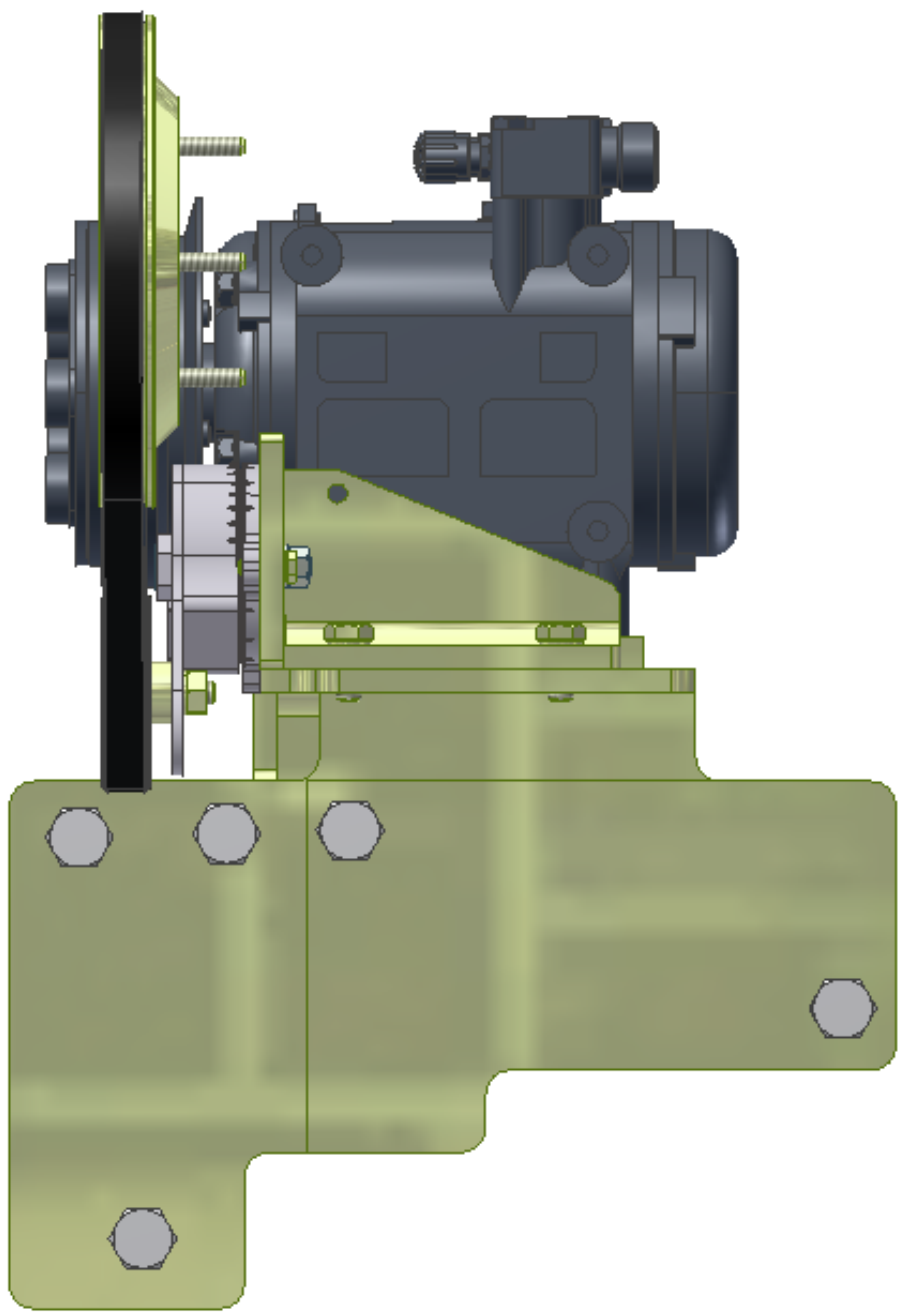



DRAWING UNIT OF MEASURE: MM [INCH]

SIZE	D	DWG NO	KMM71900	REV	0
SCALE	1:4	SHEET	1	OF	1









TransArctic A/C Compressor Mount Installation Disclaimer

All compressor mounts should be installed by qualified and trained personnel using proper tools and equipment in safe working conditions following industry standard guidelines for motor vehicle service and repair.

The installer of any compressor mount purchased from TransArctic must undertake all responsibility of issues arising from that compressor bracket being installed on any vehicle. As well as insure that a **proper and sufficient ground** is established between the compressors' clutches and the vehicle's engine. Mount functionality, operation and durability can all be compromised by an incompetent installation.

Due to the many different situations, parameters and application criteria, which are beyond the compressor mount manufacturer's control, TransArctic does not warrant design, durability, or operational functionality of any compressor mount improperly installed by another party.

With no implied guarantees it is the mount installer's strict responsibility to determine safety and functionality, of the compressor mount, at the time of installation.

Please contact TransArctic with any issue arising from installation so we may better improve the product. If you have any reservations about the compressor mount integrity contact TransArctic immediately at 1-877-COLD-AIR.