

Bill of Materials Listing

TransArctic Canada Inc.

7/8/2005
Page 1 of 1

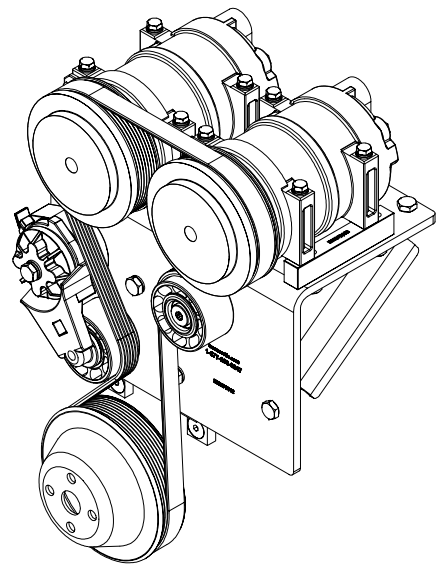
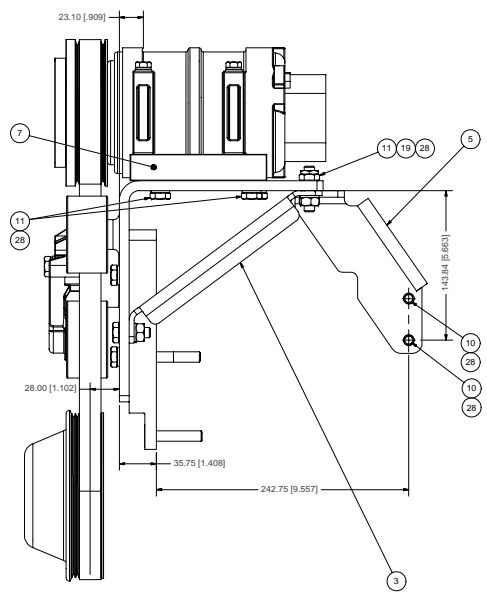
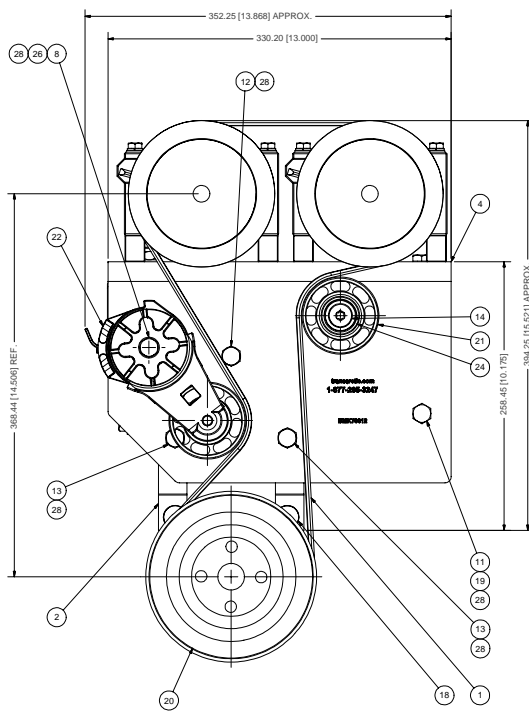
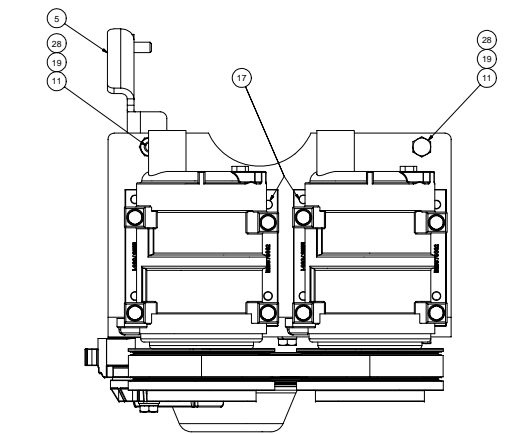
Product Number		Description	Bin	Date	Weight	Uof M	Yield
Line	Component Prod#	Description		Unit	Qty		
KMK72671		Mt Kit, C7, TH FS65, 2 TM-21, P6		8/28/2003	46.02		0
10	BEL61511	Belt, 6gr, 1511mm (59.5") (5060595)		each	1		
20	BMK70012	Bkt, Main, Weldmt, C7, TH FS65, P6		each	1		
25	BMK70003	Bkt, Spacer, Pl, C7, BBCV, P6		each	1		
30	BMK70031	Bkt, Brace, RR P/S, Sup, C7, TH FS65, P6		each	1		
40	BMK70005	Bkt, Brace, Diag D/S, Sup, C7, BBCV, P6		each	1		
44	BMS70001	Bkt, Cradle, L/H, TM-21, 92mm, 90/ccw,C7		each	2		
45	BMS70002	Bkt, Cradle, R/H, TM-21, 87mm, 90/ccw,C7		each	2		
50	TEN80002	Tenr, HD Spring, BackSide, CCW (89200A)		each	1		
55	PUL59005	Pulley, Fan, Cummins, ISB, 5.9, 8gr		each	1		
60	PUL80076	Pulley, Idler, Backside, P8, 76d (89062)		each	1		
65	TUS02091	Tube, Stl, Exh, 2"o.d., 90 deg elb,12x7		each	1		
67	CLP36001	Clamp, Gear, #36,1 13/16-2 3/4 (46/70mm)		each	2		
70	KBK72671	Bag Kit, Fasteners, KMK72671		each	1		

Bill of Materials Listing

TransArctic Canada Inc.

7/8/2005
Page 1 of 1

Product Number		Description	Bin	Date	Weight	Uof M	Yield
Line	Component Prod#	Description		Unit	Qty		
KBK72671		Bag Kit, Fasteners, KMK72671		11/5/2003	2.24		0
10	BTS10001	Bolt, Shoulder, 10mm (89064)		each	1		
20	BTC10080	Bolt, Hex, 10 x 1.5 x 80mm, 10.9, Plt		each	2		
30	BTC10035	Bolt, Hex, 10 x 1.5 x 35mm, 10.9, Plt		each	1		
40	BTC10030	Bolt, Hex, 10 x 1.5 x 30mm, 10.9, Plt		each	9		
50	BTC10025	Bolt, Hex, 10 x 1.5 x 25mm, 10.9, Plt		each	2		
60	BTA10090	Bolt, Hex, 10 x 1.5 x 90mm, 8.8, Plt		each	1		
70	BTC08100	Bolt, Hex, 8 x 1.25 x 100mm, 10.9, Plt		each	8		
80	CSF10056	Capscrew, FH, 10 x 1.5 x 55mm, 10.9,Plt		each	2		
90	CSF10031	Capscrew, FH, 10 x 1.5 x 30mm, 10.9,Plt		each	2		
100	NTA10000	Nut, Hex, 10 x 1.5, 8.8, Plt		each	3		
110	WDS17001	Washer, Dust Cover (89060)		each	1		
120	WFA10000	Washer, Flat, 10mm, 8.8, Plt		each	1		
130	WFA08000	Washer, Flat, 8mm, 8.8, Plt		each	8		
140	WLA10000	Washer, Lock, 10mm, 8.8, Plt		each	15		
150	WLA08000	Washer, Lock, 8mm, 8.8, Plt		each	8		



ISOMETRIC VIEW

NOTES:
 1) USE SERVICABLE THREADLOCKER ON ALL FASTENERS TO ENGINE COMPONENTS AND TORQUE ALL BOLTS TO S.A.E. SPECIFICATIONS.
 2) SEE "TRANSARGTIC A/C COMPRESSOR MOUNT INSTALLATION DISCLAIMER".

ITEM	QTY	U/M	PART NUMBER	DESCRIPTION
28	15	EACH	WLA10000	WASHER, LOCK, 10mm, 8.8, PLT
27	8	EACH	WLA09000	WASHER, LOCK, 8mm, 8.8, PLT
26	1	EACH	WFA10000	WASHER, FLAT, 10mm, 8.8, PLT
25	8	EACH	WFA08000	WASHER, FLAT, 8mm, 8.8, PLT
24	1	EACH	WDS17001	WASHER, DUST COVER (PUL80076)
23	1	EACH	TUS02091	TUBE, STL, EXH, 2" O.D., 90 DEG ELB, 12 x 7
22	1	EACH	TEN80002	TENR, HD SPRING, BACKSIDE, CCW
21	1	EACH	PUL80076	PULLEY, IDLER, BACKSIDE, P6, 76D, 39W
20	1	EACH	PUL59005	PULLEY, FAN, CUMMINS, ISB, 5.9, 8gr
19	3	EACH	NTA10000	NUT, HEX, 10 x 1.5, 8.8, PLT
18	2	EACH	CSF10056	CAPSCREW, FH, 10 x 1.5 x 55mm, 10.9, PLT
17	2	EACH	CSF10031	CAPSCREW, FH, 10 x 1.5 x 30mm, 10.9, PLT
16	2	EACH	CMS13180	Comp, Selec, TM-21, 8g, 137mm 13.1, 360
15	2	EACH	CLP38001	CLAMP, GEAR, 856.1, 1316.2 3/4 (467.0mm)
14	1	EACH	BTS10001	BOLT, SHOULDER, 10mm (IDLER PULLEY)
13	2	EACH	BTC10080	BOLT, HEX, 10 x 1.5 x 80mm, 10.9, PLT
12	1	EACH	BTC10035	BOLT, HEX, 10 x 1.5 x 35mm, 10.9, PLT
11	9	EACH	BTC10030	BOLT, HEX, 10 x 1.5 x 30mm, 10.9, PLT
10	2	EACH	BTC10025	BOLT, HEX, 10 x 1.5 x 25mm, 10.9, PLT
9	8	EACH	BTC08100	BOLT, HEX, 8 x 1.25 x 100mm, 10.9, PLT
8	1	EACH	BTA10050	BOLT, HEX, 10 x 1.5 x 90mm, 8.8, PLT
7	2	EACH	BMS70002	BKT, CRADLE, RH, TM-21, 87mm, 90ccw, C7
6	2	EACH	BMS70001	BKT, CRADLE, LH, TM-21, 87mm, 90ccw, C7
5	1	EACH	BMK70031	BKT, BRACE, RR, P/S, SUP, C7, TH FS65, P6
4	1	EACH	BMK70012	BRK, MAIN, WELDMT, C7, TH FS65, P6
3	1	EACH	BMK70005	BKT, BRACE, DRG DIS, SUP, C7, BBCV, P6
2	1	EACH	BMK70003	BRK, SPACER, PL, C7, BBCV, P6
1	1	EACH	BEL61511	BELT, 6gr, 1511mm (69.5')


REV	ECN	DESCRIPTION	DATE	BY
1		RELEASED TO PRODUCTION	5/4/2004	USA
		DATE	BY	
		DATE	BY	

DRAWN		DATE		TITLE	
Checked	5/4/2004	TRANSARGTIC INC.			
Released	5/4/2004	MT KIT, C7, TH FS65, 2 TM-21, P6			
Approved	5/4/2004	DATE			
Scale	1:2	Sheet	1	Of	1

UNSPECIFIED DIMENSIONS:
 DIMENSIONS IN INCHES UNLESS OTHERWISE SPECIFIED
 DIMENSIONS IN MILLIMETERS UNLESS OTHERWISE SPECIFIED



THIRD ANGLE PROJECTION
 DRAWING UNIT OF MEASUREMENT: INCH
 SHEET 1 OF 1





TransArctic A/C Compressor Mount Installation Disclaimer

All compressor mounts should be installed by qualified and trained personnel using proper tools and equipment in safe working conditions following industry standard guidelines for motor vehicle service and repair.

The installer of any compressor mount purchased from TransArctic must undertake all responsibility of issues arising from that compressor bracket being installed on any vehicle. Mount functionality, operation and durability can all be compromised by an incompetent installation.

Due to the many different situations, parameters and application criteria, which are beyond the compressor mount manufacturer's control, TransArctic does not warrant design, durability, or operational functionality of any compressor mount improperly installed by another party.

With no implied guarantees it is the mount installer's strict responsibility to determine safety and functionality, of the compressor mount, at the time of installation.

Please contact TransArctic with any issue arising from installation so we may better improve the product. If you have any reservations about the compressor mount integrity contact TransArctic immediately at 1-877-COLD-AIR.