

# Bill of Materials Listing

TransArctic Canada Inc.

11/24/2010  
Page 1 of 1

| Product Number             | Description                                     | Date                        | Weight                                   | Uof M        | Yield    |
|----------------------------|---|-----------------------------|--|--------------|----------|
| Line    Component    Prod# | Description                                     | Bin                    Unit | Qty                                      |              |          |
| <b>KMC82661</b>            | <b>Mt Kit, ISC, 8.3L, BBRE, 2 TM-21, MAN-FI</b> |                             | <b>9/19/2005</b>                         | <b>45.22</b> | <b>0</b> |
| 10                         | BEL81842  |                             | Belt, 8gr, 1842mm (72.5") (5080725)      | each         | 1        |
| 15                         | BEL81867  |                             | Belt, 8gr, 1867mm (73.5") (5080735)      | each         | 1        |
| 20                         | BMC83013  |                             | Bkt, Main, Weldmt, ISC, 8.3L, P8         | each         | 1        |
| 30                         | BMC83079  |                             | Bkt, Brace, MAN-FI, P/S, ISC, 8.3L, P8   | each         | 1        |
| 40                         | BMC83011  |                             | Bkt, Brace, RR, Tenr, ISC, 8.3L, P8      | each         | 1        |
| 50                         | BMC83012  |                             | Bkt, Brace, P/S, ISC, 8.3L, P8           | each         | 1        |
| 60                         | PUL80076  |                             | Pulley, Idler, Backside, P8, 76d (89062) | each         | 3        |
| 70                         | PUL83088  |                             | Pulley, Fan,, Add-on, Combo, ISC,8.3,8gr | each         | 1        |
| 80                         | SLV17010  |                             | Sleeve, Pulley, 16.9o x 22.23mm x 10.32i | each         | 1        |
| 90                         | SCD57210  |                             | Spacer, Col, Drl,57.15mm x28.58o x10.32i | each         | 1        |
| 110                        | TEN80002  |                             | Tenr, HD Spring, BackSide, CCW (89200A)  | each         | 1        |
| 120                        | KBC82661  |                             | Bag Kit, Fasteners, KMC82661             | each         | 1        |

Use the BMC83079 for a Manual F.I. install.

Use the BMC83012 for a Auto F.I. install.

**NOTES:**

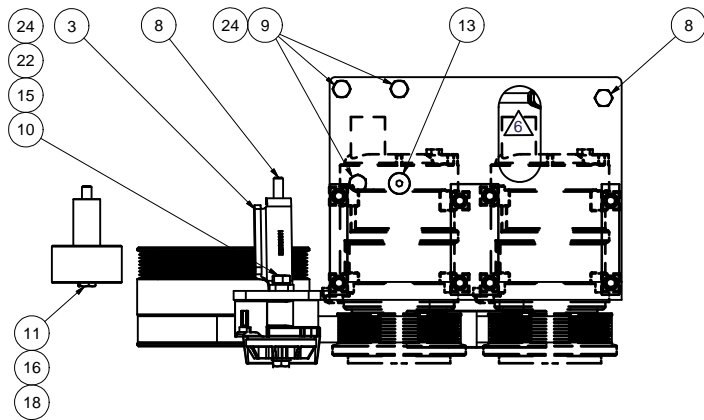
1) Install the B/S idler pulley ass'y in the lowest passenger side hole, of the three available holes between the "Alternator pulley" & the "Fan Pulley". (The hole closest to the "Fan Pulley" position.)

# Bill of Materials Listing

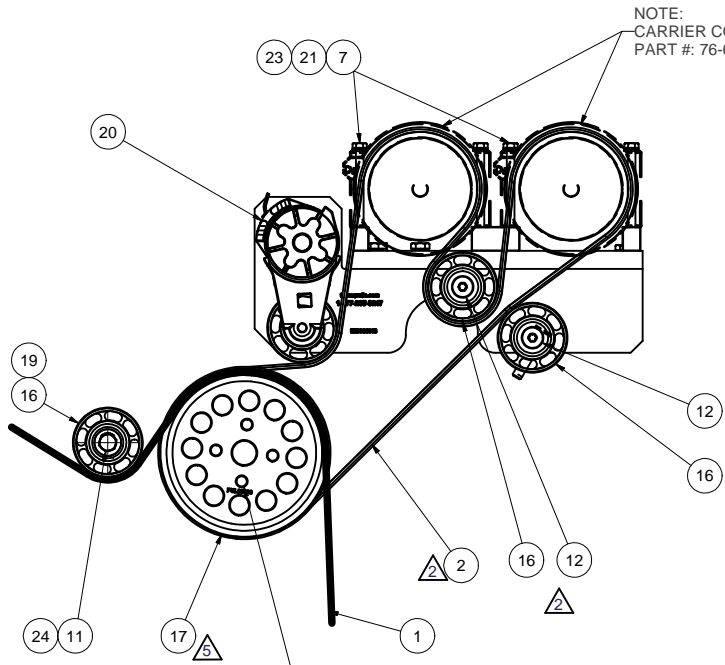
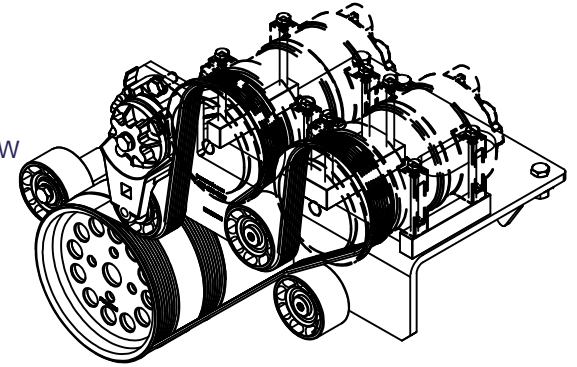
TransArctic Canada Inc.

10/15/2010  
Page 1 of 1

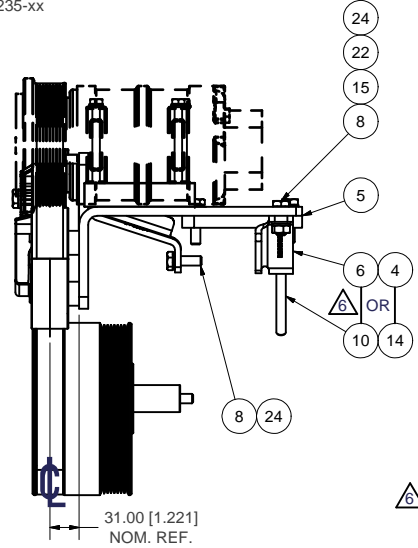
| Product Number             | Description                         | Date                        | Weight                                   | Uof M       | Yield    |
|----------------------------|-------------------------------------|-----------------------------|--|-------------|----------|
| Line    Component    Prod# | Description                         | Bin                    Unit | Qty                                      |             |          |
| <b>KBC82661</b>            | <b>Bag Kit, Fasteners, KMC82661</b> |                             | <b>9/21/2005</b>                         | <b>1.59</b> | <b>0</b> |
| 10                         | BTC08100                            |                             | Bolt, Hex, 8 x 1.25 x 100mm, 10.9, Plt   | each        | 8        |
| 20                         | BTC10030                            |                             | Bolt, Hex, 10 x 1.5 x 30mm, 10.9, Plt    | each        | 2        |
| 30                         | BTC10040                            |                             | Bolt, Hex, 10 x 1.5 x 40mm, 10.9, Plt,FT | each        | 3        |
| 40                         | BTC10090                            |                             | Bolt, Hex, 10 x 1.5 x 90mm, 10.9, Plt    | each        | 2        |
| 45                         | BTC10100                            |                             | Bolt, Hex, 10 x 1.5 x 100mm, 10.9,Plt,FT | each        | 1        |
| 50                         | BTS10001                            |                             | Bolt, Shoulder, 10mm (89064)             | each        | 2        |
| 70                         | CSF10041                            |                             | Capscrew, FH, 10 x 1.5 x 40mm, 10.9,Plt  | each        | 1        |
| 80                         | CSS10055                            |                             | Capscrew, SH, 10 x 1.5 x 55mm, 12.9,Plt  | each        | 1        |
| 90                         | NTA10000                            |                             | Nut, Hex, 10 x 1.5, 8.8, Plt             | each        | 2        |
| 100                        | WFA08000                            |                             | Washer, Flat, 8mm, 8.8, Plt              | each        | 8        |
| 110                        | WFA10000                            |                             | Washer, Flat, 10mm, 8.8, Plt             | each        | 2        |
| 120                        | WLA08000                            |                             | Washer, Lock, 8mm, 8.8, Plt              | each        | 8        |
| 130                        | WLA10000                            |                             | Washer, Lock, 10mm, 8.8, Plt             | each        | 8        |



ISOMETRIC VIEW



NOTE:  
 CARRIER COMPRESSOR  
 PART #: 76-62235-xx



NOTES:

- 1) USE SERVICABLE THREADLOCKER ON ALL FASTENERS TO ENGINE COMPONENTS AND TORQUE **ALL** BOLTS TO S.A.E. SPECIFICATIONS.
- 2) SEE "TRANSARCTIC A/C COMPRESSOR MOUNT INSTALLATION DISCLAIMER".

| ITEM | QTY | U/M  | PART NUMBER | DESCRIPTION                                |
|------|-----|------|-------------|--|
| 24   | 8   | EACH | WLA10000    | WASHER, LOCK, 10mm, 8.8, PLT               |
| 23   | 8   | EACH | WLA08000    | WASHER, LOCK, 8mm, 8.8, PLT                |
| 22   | 2   | EACH | WFA10000    | WASHER, FLAT, 10mm, 8.8, PLT               |
| 21   | 8   | EACH | WFA08000    | WASHER, FLAT, 8mm, 8.8, PLT                |
| 20   | 1   | EACH | TEN80002    | TENR, HD SPRING, BACKSIDE, CCW             |
| 19   | 1   | EACH | SLV17010    | SLEEVE, PULLEY, 16.9o x 22.23mm x 10.32i   |
| 18   | 1   | EACH | SCD57210    | SPACER, COL, DRL, 57.15mm x28.58o x10.32i  |
| 17   | 1   | EACH | PUL83088    | Pulley, Fan,, Add-on, Combo, ISC, 8.3, 8gr |
| 16   | 3   | EACH | PUL80076    | PULLEY, IDLER, BACKSIDE, P8, 76D, 39W      |
| 15   | 2   | EACH | NTA10000    | NUT, HEX, 10 x 1.5, 8.8, PLT               |
| 14   | 1   | EACH | CSS10055    | CAPSCREW, SH, 12 x 1.25 x 55mm, 12.9, PLT  |
| 13   | 1   | EACH | CSF10041    | CAPSCREW, FH, 10 x 1.5 x 40mm, 10.9, PLT   |
| 12   | 2   | EACH | BTS10001    | BOLT, SHOULDER, 10mm (IDLER PULLEY)        |
| 11   | 1   | EACH | BTC10100    | BOLT, HEX, 10 x 1.5 x 100mm, 10.9, PLT     |
| 10   | 2   | EACH | BTC10090    | BOLT, HEX, 10 x 1.5 x 90mm, 10.9, PLT      |
| 9    | 3   | EACH | BTC10040    | BOLT, HEX, 10 x 1.5 x 40mm, 10.9, PLT      |
| 8    | 2   | EACH | BTC10030    | BOLT, HEX, 10 x 1.5 x 30mm, 10.9, PLT      |
| 7    | 8   | EACH | BTC08100    | BOLT, HEX, 8 x 1.25 x 100mm, 10.9, PLT     |
| 6    | 1   | EACH | BMC83079    | BKT, BRACE, MAN-FI, P/S, ISC, 8.3L, P8     |
| 5    | 1   | EACH | BMC83013    | BKT, MAIN, WELDMT, ISC, 8.3L, P8           |
| 4    | 1   | EACH | BMC83012    | BKT, BRACE, P/S, ISC, 8.3L, P8             |
| 3    | 1   | EACH | BMC83011    | BKT, BRACE, RR, TENR, ISC, 8.3L, P8        |
| 2    | 1   | EACH | BEL81867    | BELT, 8 GR, 1867mm (73.5") (5080735)       |
| 1    | 1   | EACH | BEL81842    | BELT, 8 GR, 1842mm (72.5") (5080725)       |

| REV | ECN | DESCRIPTION                       | DATE       | BY   |
|-----|-----|-----------------------------------|------------|------|
| 6   |     | BMC83013 REV'D PARTS & NOTE ADDED | 10/15/2010 | VALJ |
| 5   |     | WAS PUL83008                      | 1/29/2010  | JRR  |
| 4   |     | CORRECTED REVISION. SEE NOTES     | 1/29/2010  | JRR  |
| 3   |     | GEN. REVISION, UPDATED BOM        | 9/23/2008  | JRR  |
| 2   |     | ADDED B/S IDLER ASSYS & BELT      | 11/7/2005  | VALJ |
| 1   |     | GENERAL REVISION                  | 9/29/2005  | VALJ |
| 0   |     | RELEASED TO PRODUCTION            | 8/11/2005  | VALJ |

THIS DRAWING CONTAINS PROPRIETARY CONFIDENTIAL INFORMATION OWNED BY TRANSARCTIC CANADA INC.. THE DOCUMENT AND THE INFORMATION IN IT ARE NOT TO BE USED, DISCLOSED OR REPRODUCED WITHOUT EXPRESS WRITTEN PERMISSION OF THE COMPANY.

UNSPECIFIED TOLERANCES:

|                           | MM  | INCH             |
|---------------------------|-----|------------------|
| ONE DECIMAL PLACE (X)     | .50 | .020             |
| TWO DECIMAL PLACE (XX)    | .25 | .010             |
| THREE DECIMAL PLACE (XXX) | .10 | .005             |
| FRACTIONAL +/- 1/32"      |     | ANGULAR +/- .50° |

THIRD ANGLE PROJECTION

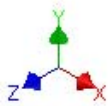

DRAWN: vjakowlew 7/21/2005  
 CHECKED: Ron Ingram 8/11/2005  
 MFG: Val Jakowlew 8/11/2005  
 APPROVED: Dale Mason 8/11/2005

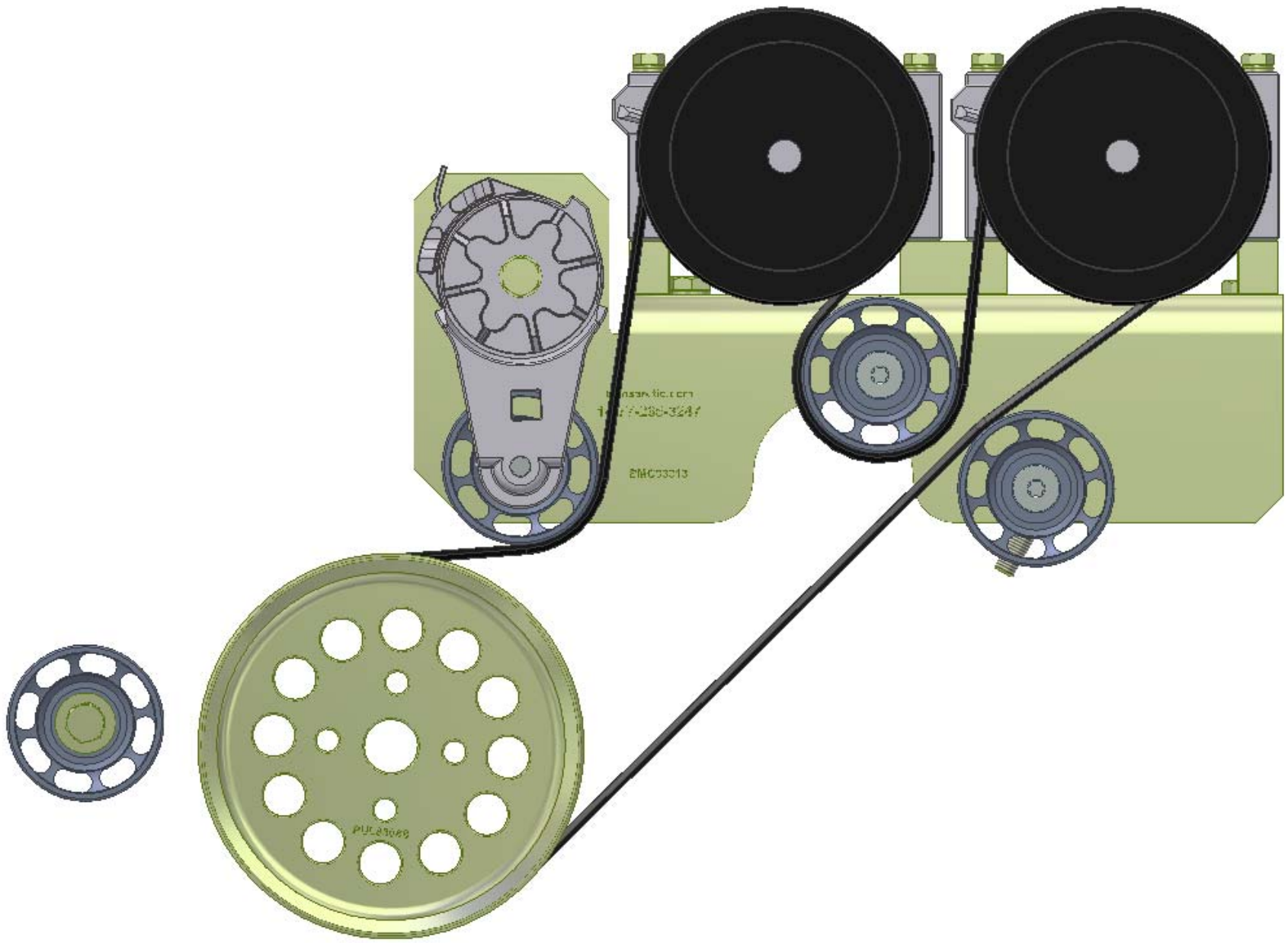
**TRANSARCTIC INC.**

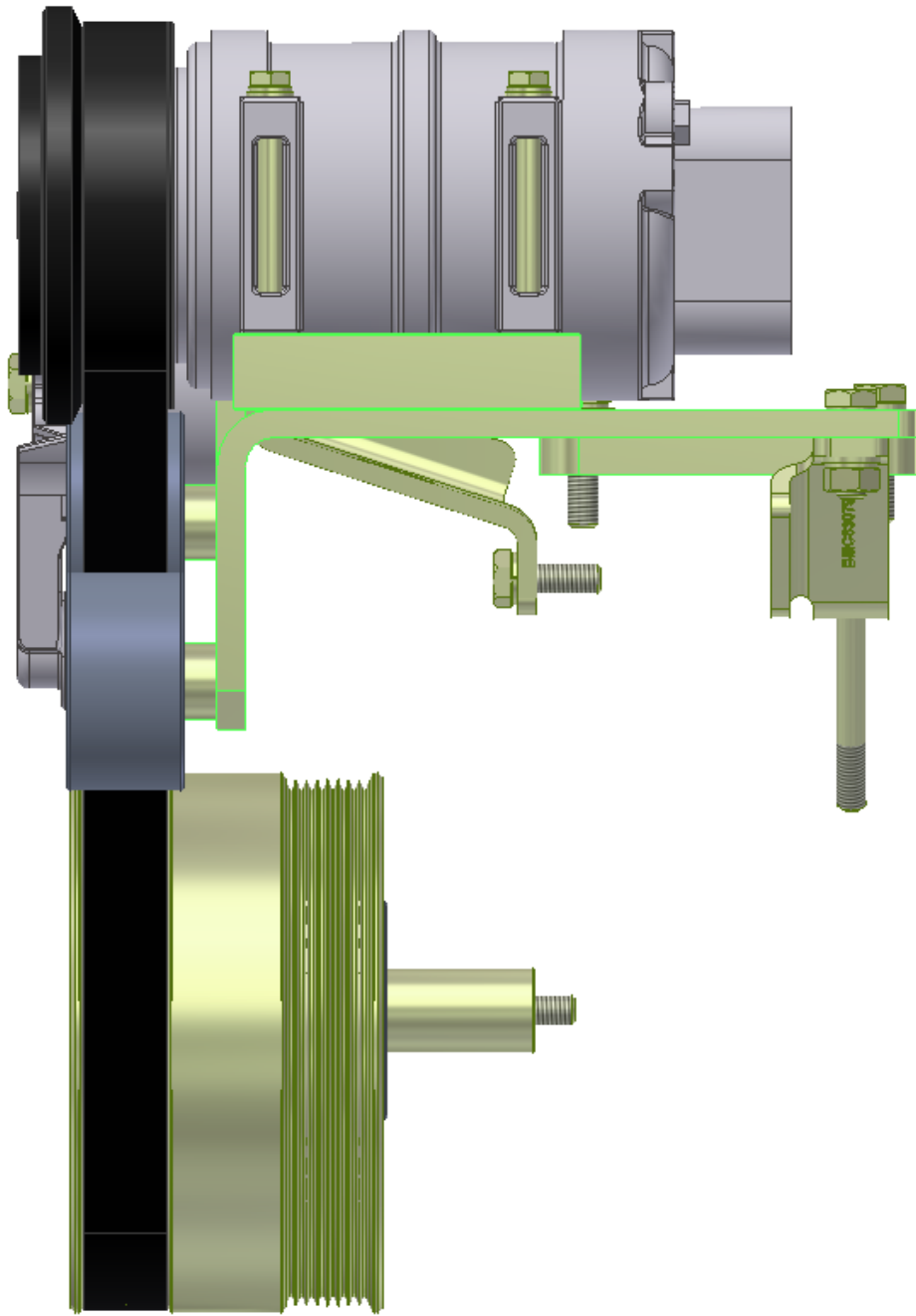
TITLE: MT KIT, ISC, 8.3L, BBRE, 2 TM-21, MAN-FI  $\Delta$

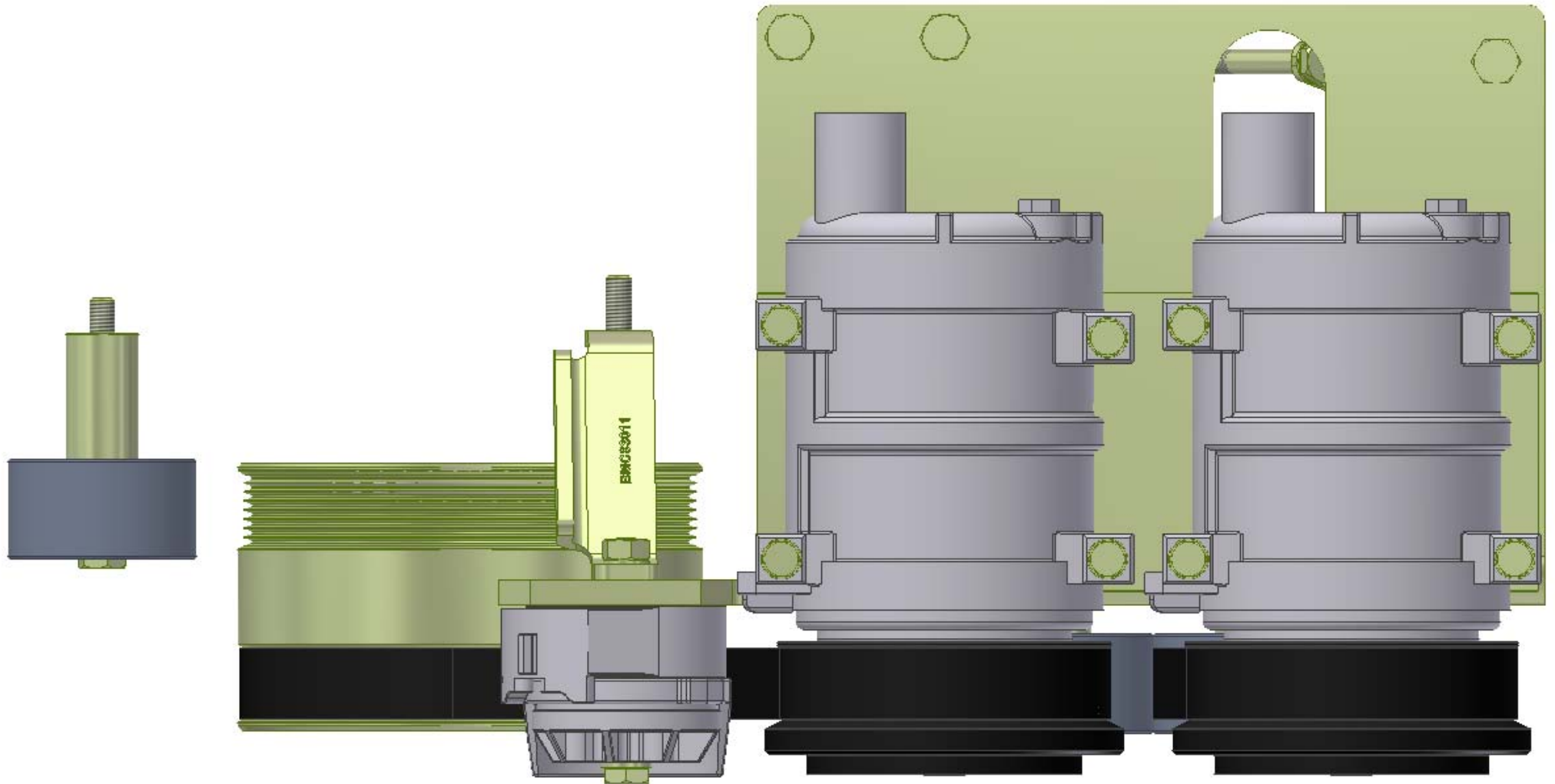
SIZE: C DWG NO: KMC82661 REV: 6


SCALE: 1:4 SHEET 1 OF 1













## **TransArctic A/C Compressor Mount Installation Disclaimer**

All compressor mounts should be installed by qualified and trained personnel using proper tools and equipment in safe working conditions following industry standard guidelines for motor vehicle service and repair.

The installer of any compressor mount purchased from TransArctic must undertake all responsibility of issues arising from that compressor bracket being installed on any vehicle. As well as insure that a **proper and sufficient ground** is established between the compressors' clutches and the vehicle's engine. Mount functionality, operation and durability can all be compromised by an incompetent installation.

Due to the many different situations, parameters and application criteria, which are beyond the compressor mount manufacturer's control, TransArctic does not warrant design, durability, or operational functionality of any compressor mount improperly installed by another party.

**With no implied guarantees it is the mount installer's strict responsibility to determine safety and functionality, of the compressor mount, at the time of installation.**

Please contact TransArctic with any issue arising from installation so we may better improve the product. If you have any reservations about the compressor mount integrity contact TransArctic immediately at 1-877-COLD-AIR.

**Mark OEM tensioner location**

**Install Kit**

**Check for Interferences**

**Check to ensure that the proper OEM tensioner orientation is maintained**

**Run engine with A/C system engaged for at least 10 minutes to run in belt**

**Check OEM tensioner orientation and adjust as required**

### **Responsabilidad limitada de TransArctic en la instalación del soporte del compresor**

Todos los soportes de los compresores deben ser instalados por personas calificadas y entrenadas, usando para ello los equipos y herramientas necesarios para esta labor en buenas condiciones y según las normas y guías para el servicio y/o reparación de motores de vehículos.

El instalador de los soportes comprados en TransArctic asume toda la responsabilidad de cualquier problema que surga en el soporte del compresor al vehículo; de igual manera es responsable que el cable a tierra sea conectado entre el embrague del compresor y el motor del vehículo.

Se advierte que el buen funcionamiento y la durabilidad del soporte pueden ser comprometidos por defectos en su instalación.

Debido a las diversas situaciones que se puedan presentar fuera del control del fabricante, TransArctic no garantiza el diseño, la durabilidad o el correcto funcionamiento de cualquier equipo inapropiadamente instalado por terceros.

**Esta sobreentendido que el Instalador del montaje del compresor es estrictamente responsable de la seguridad y funcionamiento del equipo en el momento de la instalación.**

Si tuviera algún problema o duda acerca de la instalación del soporte del compresor pongase en contacto inmediatamente con TransArctic al teléfono 1-877-COLD-AIR de modo que podamos mejorar nuestro producto.

**Note la ubicación del medidor de tensión OEM**

**Instale el equipo**

**Controlar si hay interferencias.**

**Asegurese que el medidor de tensión mantenga la orientación justa.**

**Encienda el motor por lo menos 10 minutos con el sistema A/C enganchado para que la correa corra**

**Controle la orientación justa del medidor de tensión y ajuste a las condiciones requeridas del fabricante**